

Brunner & Lay

Mining & Construction Tools

Family owned and American made since 1882

Demolition Tools

Introduction

Thank you for selecting Brunner & Lay for your Boom Mounted Demolition tools. We manufacture a wide range of high quality tools for pneumatic and hydraulic breaker machines currently in use worldwide.

All Brunner & Lay tools are manufactured and processed within the Company's modern factory, utilizing the latest machinery and technology to ensure that the finished products comply with the high standards of quality our customers expect.

Contents

History	2	Numbering System	6
Introduction / Index	3	Warranty / Tool Selection	7
Locations	4	Tools	8-65
Care and Use	5	Warranty Guide	66-67

Index by Manufacturer

Manufacturer	Page		Manufacturer	Page
Allied	8-12		JCB	38-39
Arrowhead	13		John Deere	40
Atlas Copco	14-16		Kent	41-43
Balderson	26-27		Komac	44
Bobcat	17-18		Krupp	8-12
Boohung	19		Kubota	45
Breaker Technology - BTI	20-22		Melroe	57-58
Bretec	23		Montabert	60-62
Brokk	24		NPK	46-48
Case	25		Okada	49-50
Caterpillar	26-27		Rammer	51-53
Chicago Pneumatic	28		RockRam	54
D & A	29		Socomec	55
Daemo	30		Soosan	56
Doosan	31		Stanley	57-58
Furukawa	41-43		Toku	59
Hammeroc	32		Tramac	60-62
Hanwoo	33		UB Equipment	63
Huskie	34		Volvo	64
Hydro Kahn	35		Wimmer	65
Indeco	36-37			

If the hammer type you are using does not appear on this page, please contact our customer service representatives for assistance.

Catalog Numbering System

F A 02 * 24

Tool Manufacturer Tool Model

Another letter and two-digit digit number which is the Brunner & Lay designation for the hammer type, eg. FA02P24.

Demolition Tool

All demolition tool part numbers start with the letter 'F'.

Over all Length

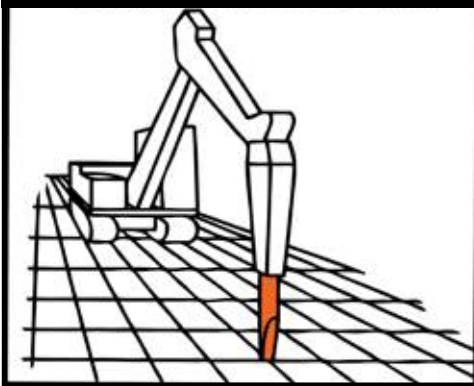
The number represents the over-all length of the tool in inches.

Working End Type

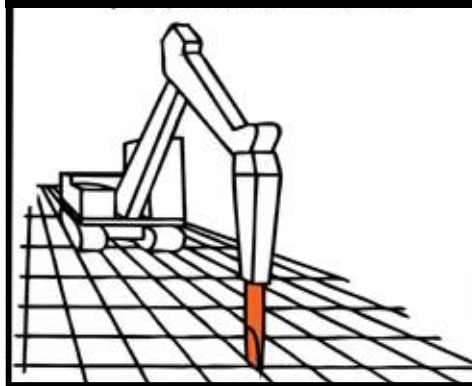
The letter (*) represents the type of working end on the tool, Replace * with one of the letters below.

- 'P' = Point
- 'C' = In-Line Chisel
- 'B' = Blunt
- 'X' = Cross-Cut Chisel
- 'A' = Asphalt Cutter
- 'S' = Super Blunt
- 'D' = Detachable Shanks
- 'J' = Pin and Pipe Driver
- 'W' = Wide Chisel
- 'Q' = Pyramid Point
- 'EF' = Elephants Foot

Cross Cut has the blade of the tool transverse to the axis of the carrier boom when mounted.



Inline has the chisel tool blade "In-Line" to the axis of the carrier boom.



If the tool type you are using does not appear on this page, please contact our customer service representatives for assistance.

Brunner & Lay tools are guaranteed against defects in raw material and manufacture. No other warranty is implied or expressed. The Company's liability in respect of any warranty claims is limited to replacement and does not extend to any other expenditure incurred or to any consequential damage. Warranty claims are subject to immediate notification of any problems and return of the goods to Brunner & Lay under their Returned Goods Policy. See our Warranty Guide on page 69 and 70.

Tool Selection

Correct selection of tools is the first step in obtaining maximum life from the product.



Conical Point

For general demolition work where penetrative breaking is required.



Pyramid Point

For use where increased break-out forces are required.




X Type Point

For use in soft or high dust operations.



Chisel

Same as points, but also where a cutting action is required, eg. benching and trenching.



Wide Chisel

For increased productivity in softer materials.



Blunt

For impact breaking, secondary breaking and also scaling in mines and tunnels..



Super Blunt

Blunt with increased diameter at working end to give increased life and wear resistance.



Driving Tool



















For driving in posts, pipes etc.





















Detachable Shanks and Pads



















For compacting loose ground.



















Allied - Krupp

	PART #	HAMMER MODEL	DIAMETER	LENGTH	WEIGHT
	FA110*42	AR110B/110C	4.30	42	160
	FA120*44	AR120B	4.71	44	200
	FA63*43	AR130B	5.12	43	230
	FA63*47	AR130B	5.12	47	264
	FA140*47	AR140/140B	5.50	47	307
	FA56*55	AR160C	6.30	55	443
	FA170*57	AR170C	6.67	57	589
	FA176*59	AR175	6.89	59	623
	FE100*63	AR180	7.09	63	630
	FA48*20	AR48	1.89	20	14
	FA70*27	AR70B	2.74	27	44
	FA71*24	AR70C	2.47	24	29
	FA85*31	AR85B	3.35	31	74
	FA95*36	AR95	3.70	36	108
	FA34*19	AS342	1.65	19	11
	FA52*24	AS352	2.05	24	20
	FA36*28	AS362	2.43	28	32
	FA37*32	AS370	2.76	32	53



















	PART #	HAMMER MODEL	DIAMETER	LENGTH	WEIGHT
	FA153*41	BR1533	4.12	41	138
	FS165*42	BR1655	4.53	42	168
	FA255*42	BR2155	4.53	42	168
	FA555*32	BR555	2.83	32	55
	FS25*29	BR825	2.74	29	44
	FA999*36	BR999	3.54	36	97
	FA41*49	HM1200	5.9	49	350
	FA38*37	HM230	3.15	37	81
	FA800*45	HM800	5.31	45	176
	FA26*31	HORAM300	3.50	31	76
	FA18*29	HORAM7000	3.93	29	100
	FA20*29	HORAM7000B	3.93	29	100
	FA20*36	HORAM7000B	3.93	36	124
	FA43*20	HR025	1.77	20	12
	FA40*43	HR0400	4.90	43	206
	FA07*22	HR05	2.07	22	20
	FA50*48	HR0500/500	5.30	48	270
	FA09*27	HR09	2.67	27	49

Allied - Krupp




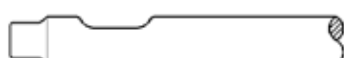
	PART #	HAMMER MODEL	DIAMETER	LENGTH	WEIGHT
	FA100*55	HR1000	6.49	55	464
	FA127*59	HR1200	6.89	59	623
	FA175*18	HR175	1.75	18	11
	FA220*39	HR220	3.91	39	119
	FA230*22	HR230	2.34	22	24
	FA27*27	HR270	2.68	27	50
	FA290*29	HR290	2.93	29	46
	FA300*41	HR300	4.53	41	168
	FA33*33	HR330	3.35	33	73
	FA390*37	HR390	3.86	37	93
	FA470*43	HR470	4.72	43	190
	FR15*26	HR50	2.24	26	26
	FA51*47	HR560	5.51	47	290
	FA60*50	HR60	5.91	50	398
	FA61*55	HR600	6.02	55	412
	FA03*30	HYRAM65/75	3.13	30	59
	FA11*18	HYRAM700/HM50/HM53	1.77	18	12
	FA13*18	HYRAM710/710B/711/HM60	2.16	18	19

	PART #	HAMMER MODEL	DIAMETER	LENGTH	WEIGHT
	FA13*24	HYRAM710/710B/711/HM60	2.16	24	25
	FA21*24	HYRAM711B/HM85/HM90/AR62	2.43	24	28
	FA19*28	HYRAM715/HM130/HM135	2.55	28	36
	FA19*32	HYRAM715/HM130/HM135	2.55	32	42
	FA12*24	HYRAM720/HM110/HM100	2.56	24	35
	FA25*32	HYRAM725/725B/HM170/HM185/HM190	2.94	32	55
	FA25*36	HYRAM725/HM185	2.94	36	62
	FA22*32	HYRAM730/HM300/HM301	3.13	32	63
	FA22*36	HYRAM730/HM300/HM301	3.13	36	73
	FA35*35	HYRAM735CS/HM350/HM500	3.54	35	88
	FA24*33	HYRAM740/HM550/HM560	3.93	33	130
	FA24*39	HYRAM740/HM550/HM560	3.93	39	154
	FA45*39	HYRAM745CS/HM580	3.94	39	155
	FA14*39	HYRAM750/HM700/HM701	4.50	39	158
	FA14*45	HYRAM750/HM700/HM701	4.50	45	182
	FA15*45	HYRAM750B/750CS/HM710/HM720	4.48	45	180
	FA15*39	HYRAM750B/750CS/HM710/HM720/HM711/HM712	4.50	39	157
	FA55*45	HYRAM755CS/HM780	4.70	45	200



















Allied - Krupp



















	PART #	HAMMER MODEL	DIAMETER	LENGTH	WEIGHT
	FA55*47	HYRAM755CS/HM780	4.70	47	208
	FA04*32	HYRAM77/HM200	3.13	32	63
	FA04*37	HYRAM77/HM200	3.13	37	73
	FA16*49	HYRAM770/HM900	5.27	49	273
	FA16*44	HYRAM770/HM900/HM901/HM902	5.27	44	245
	FA17*44	HYRAM770B/770CS/HM950/HM960	5.28	44	200
	FA31*47	HYRAM775CS/HM1000MV	5.48	47	290
	FA28*46	HYRAM780/HM1300	5.86	46	345
	FA75*52	HYRAM785CS/HM1500MV	5.88	52	358
	FA29*55	HYRAM790/795/HM1800/HM2000	6.25	55	450
	FA29*72	HYRAM790/795/HM1800/HM2000	6.25	72	589
	FA79*59	HYRAM797CS/797B/HM2100/HM2300	6.45	59	500
	FA59*59	HYRAM800/805/HM2500MV/HM2600/HB4200/HM2200	7.05	59	630
	FA06*33	HYRAM88/8801/HM600/HM601	3.93	33	130
	FA06*39	HYRAM88/8801/HM600/HM601	3.93	39	154
	FA90*71	HYRAM905/HM4000	8.27	71	970
	FA10*46	HYRAM99	5.28	46	257
	FA02*24	RAPID RAM33	2.50	24	33

Arrowhead










	PART #	HAMMER MODEL	DIAMETER	LENGTH	WEIGHT
	FG30*22	S30/MK3	2.06	22	21
	FG40*25	S40	2.50	25	30
	FG50*27	S50	2.76	27	45
	FG60*28	S60	2.95	28	50



















Atlas Copco

	PART #	HAMMER MODEL	DIAMETER	LENGTH	WEIGHT
	FA200*49	HB2000	5.70	49	340
	FA31*47	MB1700/ EC140 T	5.48	47	290
	FA34*19	EC40T	1.65	19	11
	FA34*19	PB110	1.65	19	11
	FA35*35	MB500	3.54	35	88
	FA36*28	EC60T	2.43	28	33
	FA36*28	ES60	2.43	28	29
	FA36*28	PB210	2.43	28	29
	FA37*32	EC70T	2.76	32	53
	FA37*32	PB310	2.76	32	53
	FA38*37	CP400/550/RX8/RX11	3.15	37	81
	FA38*37	PB420/530	3.15	37	81
	FA45*39	MB700/800/AC750	3.94	39	124
	FA47*65	HB4700	7.44	65	949
	FA52*24	EC50T	2.05	24	20
	FA52*24	PB160	2.05	24	21
	FA55*45	MB1200/EC120 T	4.70	45	200
	FA58*67	HB5800	7.87	67	840




	PART #	HAMMER MODEL	DIAMETER	LENGTH	WEIGHT
	FA59*59	HB4200/HB4100	7.05	59	630
	FA75*52	HB2200/EC150 T	5.88	52	390
	FA79*59	HB3000/HB3100	6.45	59	500
	FA90*71	HB7000	8.30	71	970
	FT10*43	MB1000/HM680	4.30	43	165
	FT100*75	HB10000	9.45	75	1330
	FT12*18	SB52	1.57	18	8
	FT14*39	TEX1400H/HBC2500	4.89	39	187
	FT150*44	MB1500/EC135 T	5.28	44	246
	FT160*45	MB1600	5.31	45	249
	FT18*24	TEX180H/SBC410/SB200/SB202/SBU220	2.54	24	31
	FT25*32	TEX250H	3.13	32	78
	FT26B32	TEX250HS1 (Blunt only)	3.13	32	70
	FT36*59	HB3600	6.66	59	589
	FT40*33	TEX400H/450/SBC800/850/SB450/452	3.71	33	91
	FT52*39	SB552	3.91	39	119
	FT55*22	TEX110H/SBC255/SB150/SB152/SBU160/SBC225	1.94	22	17
	FT58*43	TEX1800/2000H/HBC4000	5.28	43	266



Atlas Copco

	PART #	HAMMER MODEL	DIAMETER	LENGTH	WEIGHT
	FT60*36	TEX600/700/SB702/900H/HBC1100/1700	4.10	36	121
	FT60*43	TEX600/700/702/900H/HBC1100/1700	4.10	43	145
	FT61*32	SBC610/650/SB300/SB302/SBU340	3.13	32	63
	FT65*18	TEX30H/SBC60/SB50	1.25	18	6
	FT75*61	HB2500/EC155 T	6.10	61	454
	FT750*39	MB750/EC100 T	3.94	39	124
	FT80*22	TEX75/80/100H/SBC100/115/SB100/102	1.75	22	15
	FT80*28	TEX75/80/100H/SBC100/115/SB100/102	1.75	28	19
	FT90*59	HBC6000	6.70	59	644



















	PART #	HAMMER MODEL	DIAMETER	LENGTH	WEIGHT
	FC05*18	BRP45/50/B500	1.96	18	13
	FC07*24	B850/950	2.44	24	29
	FC09*28	B1200/B1400	2.90	28	47
	FC15*20	BRP60/70/B600/B700	1.96	20	15
	FC280*18	HB280	1.45	18	9
	FC30*18	BRP30/ B300	1.57	18	8
	FC36*28	HB1180	3	28	50
	FC38*18	HB380	1.7	18	11
	FC58*19	HB580	1.85	19	12
	FC63*32	HB2380	3.73	32	89
	FC68*23	HB680	2.12	23	24
	FC88*24	HB880	2.40	24	33
	FC98*25	HB980 Shank length	2.71	25	42
	FL02*22	MB2500/2560/2570/3500/3560/3570	2.50	22	28
	FL04*28	MB550/ 5500 /5560	2.75	28	42
	FN01*18	MB125/MB1250/MB105	1.75	18	10
	FN07*28	MB656/675/695/6560	2.99	28	50
	FN105*26	MB05	2.63	26	37

Bobcat



















	PART #	HAMMER MODEL	DIAMETER	LENGTH	WEIGHT
	FN16*18	MB1560/15614	1.75	18	10
	FN40*28	MB506/5060	2.67	28	40
	FS21*19	1750/ CAT H45/ Rammer S21	1.76	19	12

	PART #	HAMMER MODEL	DIAMETER	LENGTH	WEIGHT
	FW120*43	BH200	4.72	43	191
	FW16*59	BH1600	6.30	59	536

Breaker Technology






	PART #	HAMMER MODEL	DIAMETER	LENGTH	WEIGHT
	FE02*29	TR200/200X	2.82	29	46
	FE04*33	TR400/400X	3.51	33	81
	FE06*36	TR602M/602X	3.92	36	111
	FE08*36	TR700/700X	4.31	36	134
	FE16*22	TR100	2.08	22	19
	FQ04*22	BX4	2.08	22	19
	FQ06*24	BX6	2.44	24	28
	FQ08*27	BX8/BT310/BT750	2.75	27	41
	FQ10*19	TB100	1.77	19	11
	FQ11*28	BT110	2.32	28	29
	FQ12*20	TB120/125/135	1.96	20	15
	FQ120*65	BXR120	7	65	647
	FQ130*48	TB1300/1425/1625/1625X/1675	5.75	48	315
	FQ140*33	BT510/BT1400/BX15	3.3	33	76
	FQ16*48	TB1305/1430/1630/1680	5.75	48	315
	FQ18*24	TB180/225/235	2.28	24	25
	FQ19*25	TB275/TB285	2.50	25	31
	FQ20*60	TB1825/2075X	6.28	60	474






Breaker Technology

















	PART #	HAMMER MODEL	DIAMETER	LENGTH	WEIGHT
	FQ201*58	TB2010	6.5	58	492
	FQ22*26	TB220/325/335	2.95	26	45
	FQ22*30	TB220/325/335	2.95	30	52
	FQ24*24	TB245	2.26	24	25
	FQ25*62	TB2580	6.98	62	605
	FQ26*62	TB2225X/2575	6.98	62	605
	FQ28*47	TB1280	5.50	47	295
	FQ30*32	BT410/BT1000/BT1000B/BX10	3.05	32	60
	FQ35*53	BXR85	6.30	53	461
	FQ40*32	TB400/400X/425/425X /625/625X	3.75	32	90
	FQ48*60	TB2080	6.28	60	474
	FQ50*51	VZ50	5.24	51	290
	FQ51*47	BXR50	5.50	47	295
	FQ55*25	TB550/	2.36	25	26
	FQ60*57	BXR100	6.70	57	622
	FQ65*49	BXR65	6.00	49	426
	FQ70*36	TB705/730X/830X	4.51	36	147
	FQ71*39	BT710/BX20/BT2000	4.1	39	132

Breaker Technology












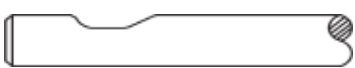






	PART #	HAMMER MODEL	DIAMETER	LENGTH	WEIGHT
	FQ72*36	TB700/700X/725/725X/750/825	4.51	36	147
	FQ72*42	TB700/700X725/725X/750/825	4.51	42	171
	FQ80*55	BT1710/ BT8000	5.90	55	383
	FQ81*46	BT810/BT3500/BT3500B/BX30	4.68	46	201
	FQ85*52	VZ85	6.05	52	419
	FQ90*46	TB900/925/950X/975X/1025X	5.30	46	260
	FQ90*52	TB900/925/950X/975X/1025X	5.30	52	293
	FQ91*44	BT910/BT4000/BX40	5.25	44	248
	FQ98*46	TB905/930/955/980/1030	5.30	46	259



















	PART #	HAMMER MODEL	DIAMETER	LENGTH	WEIGHT
	FS02*20	C2	1.77	20	13
	FS05*27	M5	2.68	27	40
	FS07*30	M7	2.95	30	55
	FS15*41	M15	3.94	41	144
	FS17*43	M17	4.73	43	196

	PART #	HAMMER MODEL	DIAMETER	LENGTH	WEIGHT
	FT18*24	180/SB200/SBC410/TEX180H	2.50	24	31
	FT40*33	330/SB450/SBC800/TEX400H	3.71	33	91
	FT55*22	90/SB150/SBC255/TEX110H	1.94	22	15
	FT61*32	250/260	3.13	32	63
	FT64*18	50/SB50/SBC60/TEX30H	1.25	18	6

















	PART #	HAMMER MODEL	DIAMETER	LENGTH	WEIGHT
	FQ10*19	CH-1M	1.77	19	11
	FQ12*20	CH-2M	1.96	20	15
	FQ19*25	CH-4M	2.50	25	31
	FQ22*26	CH-5M	2.95	26	45
	FQ24*24	CH-3M	2.26	24	25
	FS21*19	CB140	1.76	19	12
	FS22*21	CB45/CB200	1.96	21	16
	FS23*26	CB65/CB370	2.47	26	32
	FS25*29	CB85/CB620	2.74	29	44
	FS27*33	CB735	3.30	33	72
	FS29*36	CB150/CB1150	3.75	36	118
	FS64*41	CB1450	4.17	41	142
	FS66*41	CB2850	4.52	41	175
	FS68*43	CB3750	5.08	43	235
	FS80*47	CB400/CB4000	5.50	47	300
	FS90*52	CB550/CB5200	6.23	52	420


















Caterpillar

	PART #	HAMMER MODEL	DIAMETER	LENGTH	WEIGHT
	FS06*28	B6	2.7	28	41
	FS10*57	H180S	6.64	57	545
	FS11*57	H180Ds	6.87	57	539
	FS110*35	H110E (FS110)	3.92	35	105
	FS115*39	H115E (FS115)	4.31	39	145
	FS12*67	H195	7.63	67	805
	FS120*42	H120E S	4.70	42	200
	FS121*42	H120CG (FS121)	5.31	42	264
	FS130*45	H130ES (FS130)	5.09	45	232
	FS140*47	H140E/140ES (FS140)	5.50	47	285
	FS16*52	H160ES	Shank 6.12	52	440
	FS170*57	H170/B170	6.70	57	540
	FS18*18	H30	1.6	18	10
	FS180*57	H180ES (FS180)	Shank 6.87	57	592
	FS190*67	H190 (FS190)	7.28	63	660
	FS205*65	H205 (FS205)	7.87	65	973
	FS21*19	H45	1.76	19	12
	FS22*21	H50	1.96	21	16







	PART #	HAMMER MODEL	DIAMETER	LENGTH	WEIGHT
	FS23*26	H63/B63/ BR423	2.47	26	32
	FS25*29	H70/E70B	2.74	29	44
	FS27*33	H90/90C	3.30	33	37
	FS29*36	H100/B100	3.75	36	118
	FS35*18	H35DS	1.57	18	10
	FS45*19	H45DS	1.87	19	12
	FS52*36	H110/B110	4.31	36	134
	FS55*22	H55	2.2	22	21
	FS64*41	H115S	4.17	41	143
	FS66*41	H120CS/H120DS	4.52	41	175
	FS68*43	H130CS/H130DS	5.08	43	235
	FS750*31	H75E (FS750)	2.95	31	55
	FS80*47	H140CS/H140DS	5.50	47	300
	FS83*47	H140	5.50	47	285
	FS84*52	H160	6.30	52	413
	FS90*52	H160S/H160CS/H160DS	6.23	52	420
	FS95*26	H65DS	2.68	26	44
	FS950*34	H95ES (FS950)	3.44	34	61






Chicago Pneumatic

	PART #	HAMMER MODEL	DIAMETER	LENGTH	WEIGHT
	FA15*39	CP1150	4.50	39	156
	FA17*44	CP1650/RX22	5.28	44	200
	FA34*19	CP100/ RX2	1.65	19	11
	FA36*28	CP200/RX4	2.43	28	33
	FA37*32	CP300/RX6	2.76	32	53
	FA38*37	CP400/550/RX8/RX11	3.15	37	81
	FA45*39	CP750/ RX14	3.94	39	124
	FA52*24	MINI RAM 125/ CP150/RX3	2.05	24	20
	FA55*45	RX18	4.70	45	200
	FA59*59	CP4250/RX53/RX54	7.05	59	630
	FA75*52	CP2250/RX29/RX30	5.88	52	390
	FA79*59	CP3050/RX45/RX46	6.45	59	500
	FA80*47	RX25/RX26	5.51	47	307
	FT14*39	CP1550	4.89	39	187
	FT58*43	CP2350	5.28	43	266
	FT75*61	RX38	6.10	61	454









	PART #	HAMMER MODEL	DIAMETER	LENGTH	WEIGHT
	FA05*19	V8	1.75	19	12
	FQ08*27	30V/40V/ 50V (BTI 310)	2.75	27	41
	FQ71*39	130V/BT710	4.13	39	132
	FR100*36	100V	3.74	36	100
	FR15*26	S150,200,15V,17V,20V	2.24	26	26
	FR150*41	150V	4.52	41	168
	FR180*44	180V	4.92	44	237
	FR22*49	200V/220/220V	5.31	49	277
	FR250*48	250V	5.70	48	312
	FR30*53	300V	5.91	53	422
	FR36*51	360V	6.10	51	412
	FR45*58	450V	6.50	58	492
	FR55*60	550V	6.89	60	581
	FR60*29	60V	2.95	29	50
	FR70*28	700/70V	3.15	28	62
	FR75*71	750V	8.26	71	960
	FR81*33	80V	3.54	33	83
















Daemo



	PART #	HAMMER MODEL	DIAMETER	LENGTH	WEIGHT
	FQ140*33	B90/ DMB S900V	3.3	33	76
	FQ201*58	S5000V	6.46	58	492
	FQ30*32	B70 BTI-BT410/BT1000/BT1000B/BX10	3.05	32	60
	FQ36*59	S3600V	5.90	59	403
	FQ71*39	S1300V/B140	4.1	39	132
	FQ80*55	B360A BTI -B1710/ BT8000	5.90	55	383





	PART #	HAMMER MODEL	DIAMETER	LENGTH	WEIGHT
	FC100*39	DXB100H	4.2	39	135
	FC130*41	DXB130	4.6	41	172
	FC17*47	DXB170H	5.39	47	281
	FC19*47	DBX190H	5.59	47	314
	FC260*55	XL26/DBX260H	6.14	55	427

Hammeroc





	PART #	HAMMER MODEL	DIAMETER	LENGTH	WEIGHT
	FA140*47	HR300	5.51	47	108
	FA32*20	HR30G	2.10	20	21
	FA48*20	HR20	1.89	20	14
	FA56*55	HR350	6.30	55	443
	FA63*47	HR250	5.12	47	230
	FA70*27	HR45G/ HR50P	2.74	27	44
	FA85*31	HR90P	3.35	31	74
	FA95*36	HR120P	3.70	36	108



















	PART #	HAMMER MODEL	DIAMETER	LENGTH	WEIGHT
	FW02*20	RHB302/303-V	1.97	20	15
	FW03*20	RHB303	2.17	20	19
	FW04*24	RHB304/EHB4H	2.28	24	25
	FW05*30	RHB305-V/ EHB05	2.68	30	43
	FW06*34	RHB306	3.13	34	81
	FW08*36	RHB308-2/309/310	3.35	36	90
	FW30*19	RHB301-V	1.77	19	13
	FW31*41	RHB313/314-V/ EHB13	4.13	41	140
	FW32*57	RHB328-2/330/EHB30	5.86	57	392
	FW320*46	RHB 320/EHB20	4.92	46	224
	FW33*47	RHB322/323/325/EHB25	5.30	47	276
	FW34*57	RHB340/EHB40	6.46	57	510
	FW350*61	RHB350/EHB50	7.1	61	588
	FW37*44	RHB317	4.60	44	183
	FW370*65	RHB370/ EHB70	8.07	65	985

	PART #	HAMMER MODEL	DIAMETER	LENGTH	WEIGHT
	FY10*34	HH1000/HH1000-2/JB-10S	3.54	34	85
	FY11*18	HH100	1.69	18	11
	FY15*20	HH150/HH150-2/JB-1S	1.97	20	16
	FY20*42	HH2000/JB-15	4.50	42	172
	FY30*24	HH300/HH300-2/JB-3S	2.36	24	27
	FY36*46	HH3600/JB-21	5.31	46	260
	FY45*48	HH4500/JB-27	5.70	48	312
	FY50*24	HH500	2.56	24	31
	FY51*36	HH1500	3.95	36	114
	FY52*24	HH500-2	2.56	24	31
	FY55*27	RB505	2.67	27	40
	FY58*55	HH5800/JB33	6.10	55	443
	FY75*30	HH750/HH750-2/JB-6S	2.95	30	52
	FY80*52	HH8000/JB-40	6.38	52	428
	FY95*57	HH9500	6.90	57	539

	PART #	HAMMER MODEL	DIAMETER	LENGTH	WEIGHT
	FR33*60	SG3300	6.2	60	465
	FR350*27	SG350S	2.68	27	40
	FR40*30	SG400S	2.95	30	50
	FR400*64	SG4000	6.64	64	612











	PART #	HAMMER MODEL	DIAMETER	LENGTH	WEIGHT
	FU03*23	MES300/301/350/351/HP500	2.16	23	21
	FU05*26	HB5/MES452/462/521/550/HP750	2.53	26	34
	FU08*28	HB8	3.12	28	55
	FU10*18	MES121/150/HP200	1.75	18	12
	FU100*31	MES1000/ HP1250	3.49	31	77
	FU12*30	HB12/MES1200/1250/HP1500/1050/900	3.50	30	74
	FU120*62	MES12000/ HP16000	8.46	62	889
	FU15*36	HB19/MES1500/HP1800	4.28	36	132
	FU17*39	MES1750/1800/HP2000	4.50	39	165
	FU18*22	MES180/181/200/HP350	1.86	22	17
	FU20*40	MES2000/HP27/HP3000	4.70	40	201
	FU25*42	MES2500/HP4000	5.11	42	225
	FU250*71	HP25000	9.90	71	1232
	FU30*43	MES3000/HP5000	5.50	43	260
	FU35*46	MES3500/HP5500	5.64	46	320
	FU40*49	MES4000/HP7500	5.90	49	350
	FU50*52	MES5000/HP8000	6.22	52	430
	FU55*27	MES553/523/HP1000/HP600	2.90	27	45



















	PART #	HAMMER MODEL	DIAMETER	LENGTH	WEIGHT
	FU62*26	MES601/621/650/HP1100/HP700	3.11	26	50
	FU62*32	MES601/621/650/HP1100	3.11	32	66
	FU70*57	MES7000/HP10000/HP12001	7.08	57	610
	FU85*60	MES8500/HP12000/HP13001	7.66	60	712



















	PART #	HAMMER MODEL	DIAMETER	LENGTH	WEIGHT
	FA13*18	HM60=LIFTON LH70 P&V D390-0420	2.16	18	19
	FA15*39	HM1260	4.50	39	156
	FA17*44	HM1560	5.28	44	200
	FA31*47	HM1760	5.48	47	290
	FA45*39	HM860	3.94	39	124
	FA59*59	HM4160	7.05	59	630
	FA75*52	HM2460	5.88	52	390
	FA79*59	HM3060	6.45	59	500
	FC08*39	JCB480	3.71	39	107
	FC11*50	JCB630	4.63	50	211
	FC20*43	JCB690	4.78	43	197
	FS10*57	HM3850	6.64	57	545
	FS11*57	HM3950	6.84	57	550
	FS21*19	JCB160/HM160	1.76	19	12
	FS23*26	JCB260/HM260	2.47	26	32
	FS25*29	JCB360/HM360	2.74	29	44
	FS26*33	JCB460	3.50	33	81
	FS27*33	HM550	3.30	33	72









	PART #	HAMMER MODEL	DIAMETER	LENGTH	WEIGHT
	FS29*36	HM580	3.75	36	118
	FS54*41	JCB560	4.51	41	180
	FS56*41	JCB760/HM1760	5.12	41	215
	FS63*39	HM1150	4.53	39	162
	FS64*41	JCB1050/HM1050	4.17	41	142
	FS66*41	JCB660/HM1350	4.52	41	175
	FS68*43	HM1750	5.09	43	235
	FS80*47	JCB2350/HM2350	5.50	43	300
	FS83*47	JCB860	5.50	47	285
	FS84*52	JCB960	6.30	52	413
	FS90*52	HM2950	6.23	52	420
	FT18*24	HM265	2.50	24	31
	FT21*20	HM100/HM100Q	1.77	20	13
	FT38*30	JCB380	2.94	30	63
	FT40*33	HM495	3.71	33	91
	FT55*22	HM165	1.94	22	17
	FT61*32	HM385	3.13	32	63





John Deere


















	PART #	HAMMER MODEL	DIAMETER	LENGTH	WEIGHT
	FQ08*27	HH40	2.75	27	41
	FR15*26	HH20	2.24	26	26
	FR60*28	HH60	2.9	28	47
	FR70*28	HH80	3.15	28	62
	FT18*24	**HB60	2.50	24	31
	FY15*20	HB15	1.97	20	16
	FY30*24	HB30	2.36	24	27
	FY50*24	HB50	2.56	24	31
	FY52*24	HH50	2.56	24	31
	FY75*30	HB75	2.95	30	52



















	PART #	HAMMER MODEL	DIAMETER	LENGTH	WEIGHT
	FB01*16	KHB1G/KF1/FX15	1.42	16	7
	FB02*30	KB555 (2.1/2" DIA.)	2.50	30	38
	FB02*36	KB555 (2.1/2" DIA.)	2.50	36	45
	FB03*18	KF2	1.75	18	11
	FB04*30	KB555 (3" DIA.)	3.00	30	54
	FB06*30	KB999	3.48	30	73
	FB06*36	KB999	3.48	36	87
	FB06*48	KB999	3.48	48	116
	FB08*48	KB2000/2600	5.21	48	261
	FB09*30	KF9	3.50	30	75
	FB09*34	KF9	3.50	34	83
	FB09*72	KF9	3.50	72	177
	FB10*19	KHB100	2.14	19	17
	FB12*24	KHB200	2.74	24	36
	FB13*41	KXJ125/FX125	4.33	41	146
	FB14*32	KHB400	3.71	32	88
	FB16*36	KHB700	4.12	36	122
	FB17*43	FXJ175/FX175	4.72	43	190














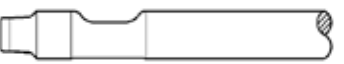




	PART #	HAMMER MODEL	DIAMETER	LENGTH	WEIGHT
	FB19*48	KF19	4.70	48	212
	FB22*49	KF22	5.28	49	274
	FB225*47	FX225	5.31	47	250
	FB23*18	KHB2G/KF2/FX25	1.77	18	11
	FB25*23	KHB3G	2.35	23	25
	FB27*51	KF27	5.49	51	308
	FB275*51	FX275	5.48	51	266
	FB30*25	KHB5G	2.93	25	43
	FB31*51	KHB30G	5.87	51	352
	FB35*29	KHB8G	3.52	29	72
	FB37*53	FX375	6.10	53	373
	FB38*40	KHB10G	4.11	40	135
	FB40*43	KHB15G	4.68	43	189
	FB41*55	KHB40G	6.28	55	434
	FB45*48	KHB20G	5.28	48	268
	FB47*59	FX475	6.69	57	513
	FB50*60	KHB50G	7.06	60	599
	FB52*43	KF12	4.11	43	145













	PART #	HAMMER MODEL	DIAMETER	LENGTH	WEIGHT
	FB53*21	KF3, FX35	2.02	21	17
	FB54*22	KF4, FX45, FX45A Shank- 8"	2.35	22	24
	FB55*24	KF5, FX55, FX55A	2.66	24	34
	FB60*29	KF6	2.93	29	50
	FB70*65	KF70	7.10	65	675
	FB77*68	FX770	7.48	68	807
	FB85*55	KF35	5.87	55	380
	FB95*60	KF45	6.48	60	520





	PART #	HAMMER MODEL	DIAMETER	LENGTH	WEIGHT
	FK20*20	KB200	2.08	20	21
	FK30*25	KB300	2.66	25	36
	FK35*28	KB350	2.93	28	48
	FK36*51	TOR36S	5.71	52	342
















	PART #	HAMMER MODEL	DIAMETER	LENGTH	WEIGHT
	FA555*32	KXB510	2.83	32	55
	FA999*36	KXB860	3.54	36	97
	FS177*29	KXB560	3.15	29	64
	FS18*18	KXB300/350	1.6	18	10
	FS21*19	KXB400	1.76	19	12
	FS22*21	KXB450	1.96	21	16
	FS23*26	KXB500	2.47	26	32
	FS25*29	KXB600	2.74	29	44
	FS33*26	KXB460/KXB460S/460Q	1.96	26	19
	FS54*41	KXB700	4.51	41	180
	FS56*41	KXB800	5.09	41	213
	FS82*47	KXB1400	5.50	47	285
	FS84*52	KXB1600	6.30	52	413
	FS86*52	KXB2000	6.65	52	460
	FX31*18	KXB310Q	1.41	18	10
	FX31*36	KXB310Q	1.41	36	20
	FX36*18	KXB360Q	1.65	19	10



















	PART #	HAMMER MODEL	DIAMETER	LENGTH	WEIGHT
	FM02*19	H06X	1.52	19	9
	FM03*19	H08XA	1.77	19	12
	FM04*23	H1XA	2.22	23	23
	FM05*34	E205/GH4/PH4	3.36	34	85
	FM06*30	H2XA/H2XE	2.54	30	39
	FM07*38	E207/GH6	4.15	38	130
	FM07*48	E207/GH6	4.15	48	164
	FM08*28	H3XA/H3XE	2.93	28	48
	FM09*42	E208	4.57	42	187
	FM10*30	H4XA/H4XE/H4XL	3.50	30	74
	FM11*36	H6X/H5X	3.75	36	101
	FM12*36	H7X	4.14	36	124
	FM14*38	H8XA	4.54	38	157
	FM15*36	H6XA	3.75	36	101
	FM16*43	H10XB/H10XE	4.93	43	209
	FM18*47	H12X/H12XE	5.32	47	266
	FM19*47	E12X	4.94	47	230
	FM20*51	H16X/H16XE	5.71	51	333

	PART #	HAMMER MODEL	DIAMETER	LENGTH	WEIGHT
	FM21*47	E213/E213A	5.32	47	267
	FM218*51	E218/E18X	5.73	51	335
	FM22*50	H14X/H14XA	5.45	50	297
	FM23*63	GH23	6.8	63	429
	FM24*53	E24X/E224	6.12	53	398
	FM26*51	E216	5.70	51	330
	FM28*52	H20X/H20XE	6.09	52	400
	FM29*51	E255EX	6.30	51	405
	FM30*61	H30X	6.86	61	574
	FM32*53	E220	6.10	53	385
	FM34*30	E204/GH3/PH3	3	30	51
	FM36*37	E206	3.78	37	103
	FM40*47	GH10	5.35	47	266
	FM40*51	GH10	5.35	51	289
	FM44*70	E240A/ GH30	7.21	70	725
	FM51*47	E210A	4.95	46	226
	FM52*60	E225	6.47	60	500
	FM52*71	E225	6.47	71	592



















	PART #	HAMMER MODEL	DIAMETER	LENGTH	WEIGHT
	FM54*36	GH4	3.37	36	91
	FM59*49	GH9	4.90	49	240
	FM62*52	GH12	5.70	52	340
	FM65*57	GH15	6.10	57	442
	FM68*64	GH18/18E	6.48	64	610
	FM70*20	E200/GH06	1.65	20	11
	FM71*22	E201/GH07/PH07	1.85	22	12
	FM72*26	E202/GH1/PH1	2.25	26	26
	FM73*28	E203/GH2/PH2	2.54	28	47
	FM77*41	GH7	4.55	41	172
	FM82*18	E102	1.26	18	6
	FM85*18	E106	1.62	18	9










	PART #	HAMMER MODEL	DIAMETER	LENGTH	WEIGHT
	FA05*18	250H/ Allied HR25	1.77	18	12
	FP02*21	UB2	2.16	21	20
	FP04*28	UB4	2.67	28	40
	FP05*45	TOP205/TOP205B/TOP210/4000	5.29	45	288
	FP06*31	UB5	3.14	31	61
	FP08*35	UB8	3.84	35	103
	FP10*44	UB11	4.81	44	204
	FP12*47	UB14	5.34	47	268
	FP14*48	UB17	5.42	48	282
	FP21*20	UB301/TOP25	1.97	20	16
	FP22*22	UB302	2.40	22	25
	FP23*28	UB303A/TOP45	2.67	28	40
	FP24*28	UB304	2.91	28	47
	FP25*36	UB305/TOP60/TOP60B	3.32	36	79
	FP26*32	UB306	3.34	32	71
	FP28*39	UB308/TOP100A	4.33	39	146
	FP30*43	UB310	4.80	43	198
	FP32*45	UB312/UB312B	5.11	45	235

	PART #	HAMMER MODEL	DIAMETER	LENGTH	WEIGHT
	FP33*52	UB312A	5.10	52	272
	FP330*71	UB330/TOP700	7.3	71	775
	FP34*30	UB304B	2.91	30	51
	FP36*51	UB316/ TOP270	5.50	51	309
	FP38*52	UB318	5.90	52	362
	FP40*22	UB301SL	2.16	22	23
	FP41*24	UB302A/TOP30/TOP35	2.40	24	28
	FP44*63	UB324	6.50	63	558
	FP45*45	TOP200	4.90	45	215
	FP800*65	TOP800	7.44	65	949
	FP93*55	TOP300/ TOP330	5.97	55	482
	FP94*60	TOP400	6.53	60	500
	FP99*36	TOP 90	3.85	36	106
	FR15*26	ORV 400	2.24	26	26
	FP550*28	ORV 550S OKADA AMERICAN	2.75	28	42









	PART #	HAMMER MODEL	DIAMETER	LENGTH	WEIGHT
	FA153*41	BR1533	4.12	41	138
	FA255*42	BR2155	4.53	42	168
	FA555*32	BR555	2.83	32	55
	FA999*36	BR999	3.54	36	97
	FE16*21	S20	2.08	21	18
	FS10*57	G100/BR4510	6.64	57	545
	FS11*57	G110/BR4511	6.89	57	550
	FS12*61	G120	7.63	61	733
	FS13*61	G130/BR7013	8.00	61	790
	FS14*43	M14	4.92	43	198
	FS177*29	BR777	3.15	29	64
	FS18*18	S18	1.60	18	10
	FS21*19	S21/BR321	1.76	19	12
	FS21*22	S21/BR321	1.76	22	14
	FS216*41	BR2166	4.92	41	201
	FS22*21	S22/BR422	1.96	21	16
	FS23*26	S23/BR623/S23N	2.47	26	32
	FS24*29	S24	2.83	29	46












Rammer















	PART #	HAMMER MODEL	DIAMETER	LENGTH	WEIGHT
	FS25*29	S25/BR825 Shank 15"	2.74	29	44
	FS255*24	BR255	1.50	24	14
	FS26*33	S26	3.50	33	81
	FS27*33	S27/BR927	3.30	33	72
	FS29*36	S29/BR1229/BR1322	3.75	36	118
	FS33*26	BR333	1.96	26	19
	FS355*20	BR355	1.89	20	14
	FS40*57	BR4099	6.54	57	500
	FS455*28	BR455	2.21	28	29
	FS501*61	BR5011	7.48	61	720
	FS52*36	S52	4.31	36	134
	FS54*41	S54/S700	4.51	41	180
	FS56*41	S56	5.09	41	213
	FS63*39	E63/BR2063	4.53	39	162
	FS64*41	E64/BR2064	4.17	41	142
	FS65*42	E65	4.90	42	202
	FS66*41	E66/S55/BR2266	4.52	41	175
	FS68*43	E68/BR2568	5.08	43	235



















	PART #	HAMMER MODEL	DIAMETER	LENGTH	WEIGHT
	FS77*44	BR2577	5.31	44	265
	FS78*47	G88/BR3088/BR3288	5.57	47	310
	FS80*47	G80	5.50	47	300
	FS82*47	S82/S1400	5.50	47	285
	FS83*40	S83	5.50	40	242
	FS83*47	S83	5.50	47	285
	FS86*52	S86	6.65	52	460
	FS88*47	M18/BR2518	5.50	47	341
	FS90*55	G90/BR3890	6.23	55	444












RockRam

	PART #	HAMMER MODEL	DIAMETER	LENGTH	WEIGHT
	FC06*26	E685/J725/778LH	3.13	26	51
	FC10*39	777/778/772/773/770	4.50	39	165
	FW75*36	775 /	4.34	36	135
	FX45*20	450	1.41	20	10
	FX60*20	560	1.88	20	15
	FX79*56	790/795	5.29	56	349
	FX83*38	V830	4.54	38	157
	FX85*36	UR850	4.50	36	145



















	PART #	HAMMER MODEL	DIAMETER	LENGTH	WEIGHT
	FF100*40	MDO 1000 /110MM /112MM	4.27	40	169
	FF14*45	MDO900VS/ DMS1450	5.08	45	232
	FF15*23	DMS150/160/165	2.16	23	24
	FF210*26	DMS210	2.44	26	32
	FF30*28	DMS250/260/300/310/330	2.8	28	44
	FF32*59	MDO 3000/3200	6.41	59	503
	FF400*28	DMS400/410	3.15	28	62
	FF51*32	DMS 450/510/530	3.3	32	73
	FF75*41	MDO750	4.53	41	175
	FF95*19	DMS95	1.77	19	12
	FF950*36	DMS 910/950/980	4.01	36	126



















	PART #	HAMMER MODEL	DIAMETER	LENGTH	WEIGHT
	FN100*51	SB100	5.87	51	352
	FN11*63	SB150/151	6.85	63	585
	FN120*52	SB120	6.10	52	384
	FN130*55	SB130/SB140	6.49	55	454
	FN20*18	SB10	1.57	18	9
	FN22*20	SB20	1.77	20	13
	FN30*40	SB50/CB500	3.91	40	122
	FN35*24	SB35	2.36	24	27
	FN40*28	SB40/CB400	2.67	28	40
	FN43*32	SB43/CB430	2.95	32	90
	FN45*34	SB45	3.30	34	75
	FN50*51	SB80/81	5.50	51	307
	FN70*59	SB121	6.07	59	435
	FN71*43	SB70	5.30	43	240



















	PART #	HAMMER MODEL	DIAMETER	LENGTH	WEIGHT
	FL02*22	MB250/256/257/350/356/357	2.50	22	28
	FL04*28	MB550/ 5500	2.75	28	42
	FL55*28	MB556/557/5560/5570	2.75	28	42
	FN01*18	MB125/MB1250/MB105	1.75	18	10
	FN05*32	MB1050	3.32	32	71
	FN07*28	MB656/675/695	2.99	28	50
	FN08*36	MB1200	3.98	36	114
	FN09*36	MB1500/1550	3.98	36	114
	FN10*41	MB1850	4.51	41	167
	FN100*51	MB60EX/EXS/ MBX358	5.87	51	344
	FN105*26	MB05/MBF5	2.63	26	37
	FN11*63	MB100EX/EXS/MBX608	6.85	63	592
	FN12*41	MB2850/2875	5.11	41	214
	FN13*26	MB10	2.87	26	48
	FN130*55	MB80EX/EXS	6.50	55	454
	FN14*43	MB2950/2975	5.11	43	225
	FN16*18	MB1560	1.75	18	10
	FN18*49	MB3900/3950	5.50	49	297

	PART #	HAMMER MODEL	DIAMETER	LENGTH	WEIGHT
	FN19*41	MB1950/1975	4.50	41	166
	FN258*47	MBX258	5.30	47	276
	FN28*30	MB800/856/875/956	3.12	30	58
	FN30*40	MB30EX/EXS/MBX138	3.91	40	122
	FN40*28	MB506	2.67	28	40
	FN41*46	MB40EX/EXS/MBX208	4.88	46	219
	FN45*34	MB15EX/MB20EX/MB1050/MBX15	3.30	34	75
	FN458*53	MBX458	6.30	53	421
	FN50*51	MB50EX/EXS/MBX308	5.50	51	309
	FN70*59	MB70EX/EXS/MBX408	6.07	59	435
	FN95*30	MB956	3.12	30	58


















	PART #	HAMMER MODEL	DIAMETER	LENGTH	WEIGHT
	FQ10*19	TNB-1M	1.77	19	11
	FQ108*18	TNB08M	1.57	18	9
	FQ12*20	TNB-2M, TNB-1E	1.96	20	15
	FQ16*48	TB1305/1430/1630/1680/TNB230/TNB23E	5.75	48	318
	FQ18*24	TNB-2E	2.28	24	25
	FQ19*25	TB275/TB285/TNB-4M, TNB-3E	2.50	25	31
	FQ22*26	TNB-5M, TNB-6M, TNB-4E	2.95	26	45
	FQ24*24	TNB 3MB	2.26	24	25
	FQ25*62	TB2580/TNB400	6.98	62	605
	FQ28*47	TB1280/TNB190	5.50	47	295
	FQ40*32	TB400/400X/425/425X /625/625X/TNB6E	3.75	32	90
	FQ48*60	TB2080/TNB310	6.28	60	474
	FQ70*36	TB705/730X/830X/TNB100	4.51	36	147
	FQ72*36	TB700/700X/725/725X/825/TNB7E/TNB10E/ TNB7J	4.51	36	147
	FQ98*46	TB905/930/955/980/1030/TNB150/TNB141/151	5.30	46	293













	PART #	HAMMER MODEL	DIAMETER	LENGTH	WEIGHT
	FC02*28	Z96	2.34	28	31
	FC02*36	Z96	2.34	36	40
	FC04*20	BRH40	1.79	20	13
	FC05*18	BRP45/50	1.96	18	13
	FC06*26	BRH125	3.13	26	51
	FC06*32	BRH125	3.13	32	63
	FC06*37	BRH125	3.13	37	73
	FC07*24	BRP85/90/95/100	2.44	24	29
	FC08*34	BRH250/270/400/450/470/490	3.72	34	94
	FC08*39	BRH250/270/400/450/470/490	3.72	39	108
	FC08*47	BRH250/270/400/450/470/490	3.72	47	130
	FC09*28	BRP130/140/150	2.90	28	47
	FC09*38	BRP130/140/150	2.90	38	64
	FC10*39	BRH501/570	4.50	39	165
	FC10*50	BRH501/570	4.50	50	211
	FC100*39	XL1000/N2000/501NG	4.20	39	135
	FC11*39	BRH625/BRM900	4.63	39	165
	FC11*50	BRH625/BRM900	4.63	50	211









	PART #	HAMMER MODEL	DIAMETER	LENGTH	WEIGHT
	FC12*44	BRH750	4.70	44	195
	FC12*50	BRH750	4.70	50	221
	FC14*52	BRH1100	5.5	52	300
	FC15*20	BRP60/70	1.96	20	15
	FC16*23	BRH75/76/90/91	2.36	23	26
	FC16*32	BRH75/76/90/91	2.36	32	38
	FC17*47	XL1700/DBX 170	5.39	47	281
	FC18*39	BRH620	4.52	39	159
	FC19*47	XL1900	5.59	47	314
	FC20*43	BRV32/950/V1200/V32	4.78	43	197
	FC20*50	BRV32/950/1200	4.78	50	235
	FC23*49	BRV53/BRV52-3	6.68	49	438
	FC26*47	V1600	5.50	47	290
	FC260*55	XL2600	6.14	55	427
	FC28*52	V1800	5.50	52	332
	FC30*18	BRP30	1.57	18	8
	FC35*61	V3500	6.85	61	655
	FC36*28	SC36	3	28	50

	PART #	HAMMER MODEL	DIAMETER	LENGTH	WEIGHT
	FC38*18	SC08	1.7	18	12
	FC42*31	SC42	3.34	31	70
	FC43*49	BRV42/43/42-3	5.89	49	365
	FC45*49	V45/V46/ BRV45/BRV46	5.89	49	344
	FC450*65	V4500	7.48	65	968
	FC55*59	V55/56/BRV55/BRV56	6.75	59	565
	FC58*19	SC12	1.85	19	10
	FC60*36	BRM600	4.12	36	112
	FC60*40	BRM600	4.12	40	136
	FC63*32	SC50	3.73	32	89
	FC63*34	BRM300/SC50	3.73	34	95
	FC63*37	BRM300/SC50	3.73	37	103
	FC65*71	V65/BRV65	7.95	71	1076
	FC68*23	SC16	2.12	23	24
	FC70*37	BRM 700	4.4	37	155
	FC75*30	125SX	2.9	30	55
	FC88*24	SC22	2.4	24	33
	FC98*25	SC28	2.71	25	42

UB Equipment

	PART #	HAMMER MODEL	DIAMETER	LENGTH	WEIGHT
	FN70*59	CMB UB315/Soosan SB121	6.07	59	435
	FP03*24	CMB35/CMB38	2.36	24	27
	FP11*46	CMB UB112	5.28	46	257
	FP13*52	CMB UB113	5.47	52	312
	FP310*44	CMB UB310	4.69	44	195
	FP316*53	CMB UB316	6.30	53	461
	FP50*20	CMB UB201/100	1.88	20	14
	FP51*33	CMB JA04/ UB306	3.55	33	83
	FP60*29	CMBUB50G/UB303	2.66	29	46
	FP61*48	CMB UB213	5.75	48	288
	FP63*24	CMB103/203	2.70	24	38
	FP71*43	CMB UB212	4.68	43	200
	FP80*33	CMB80G/UB305	3.12	33	64
	FP81*46	CMB UB312	5.28	46	268
	FP83*25	CMB UB30G/UB302	2.15	25	23
	FP85*25	CMB 850G	2.72	25	42
	FP90*22	CMB UB20G/UB301/UB200	1.75	22	22

	PART #	HAMMER MODEL	DIAMETER	LENGTH	WEIGHT
	FS18*18	HB80	1.60	18	10
	FS21*19	HB130	1.76	19	12
	FS22*21	HB200	1.96	21	16
	FS23*26	HB300	2.47	26	32
	FS25*29	HB440	2.74	29	44
	FS27*33	HB600	3.30	33	72
	FS29*36	HB800	3.75	36	118
	FS63*39	HB1100	4.53	39	162
	FS65*42	HB1400	4.90	42	202
	FS68*43	HB1700	5.08	43	235
	FS80*47	HB2400	5.50	47	300
	FS90*52	HB3200	6.23	52	420

	PART #	HAMMER MODEL	DIAMETER	LENGTH	WEIGHT
	FA110*42	W550	4.30	42	160
	FA140*47	W770/ W990	5.51	47	307
	FA550*44	W600/WH22	4.71	44	196
	FA56*55	W880	6.30	55	443
	FA63*47	W660	5.12	47	310
	FA70*27	W220	2.74	27	44
	FA85*31	W330	3.35	31	74
	FA95*36	W440	3.70	36	108
	FE25*29	W225/W250/W275	2.95	29	49

Warranty Guide

The purpose of this guide is to provide advice on the correct application of Brunner & Lay Demolition Tools and assist in analyzing and resolving any complaints immediately.

Cause and Effect of Fatigue Failures

The continuous cycle of compressive and tensile stresses in a Demolition Tool, even under correct operating conditions, creates fatigue stress in the tool which can lead to fatigue failure of the tool before it is worn out. Anything which interferes with the normal operational cycle of compressive and tensile stresses will increase the level of fatigue stress being applied to the tool, increasing the risk of early fatigue failure.

1. Leverage/Bending

The main cause of increased fatigue stress in a demolition tool is any form of side pressure during service which creates bending. Utilizing the tool as a lever, using the incorrect driving angle or attempting to break ground using the “pull” of the machine are all detrimental to the life of a demolition tool and are to be avoided (see Figure 1).

2. “Free Running”/“Blank Firing”

This can arise in any situation where the working end is not in proper contact with the material to be broken. This includes jobs where the tool slides off the work and also when break-through of thin concrete slabs or boulders occurs. It is essential that the tool is applied at a right-angle to the working surface at all times.

3. Lubrication

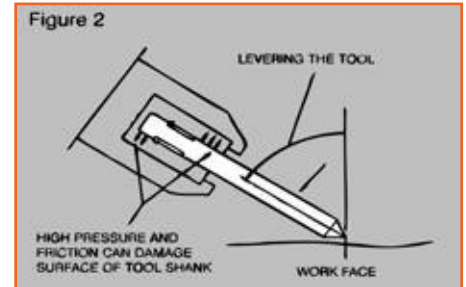
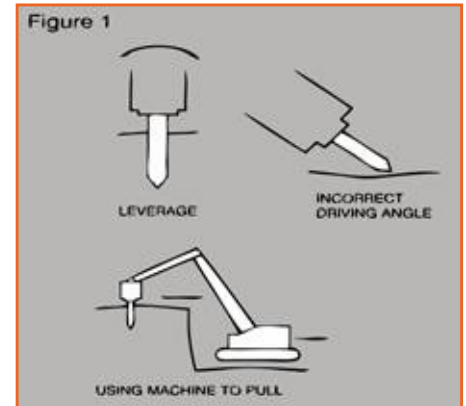
Regular lubrication is essential. Any form of damage to the surface of a demolition tool renders it more liable to suffer fatigue failure. Care must be taken to prevent accidental gouging or contact welding (“galling” or “pickup”) due to contact between the tool and chuck bushings either through lack of lubrication or excessive leverage (see Figure 2).

4. Cold/Corrosion

Low temperature causes a Demolition Tool to be more susceptible to fatigue failure. Tools should be kept sheltered from the weather when not in use. A rusty Demolition Tool is more likely to suffer fatigue failure, so tools should be kept well greased.

5. Worn Internal Hammer Parts

Worn hammer parts can cause the tool to be held too “loosely”. This can create surfacedamage on the tool, which can lead to fatigue failure of the tool. Worn parts can also cause uneven striking on the tool, which may lead to fatigue failure of the tool and damage to the piston.



continued on next page

Warranty Guide (cont'd)

6. Typical Failures

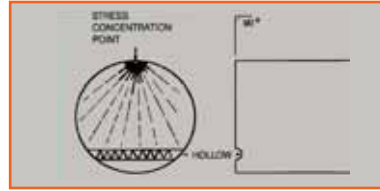
(Guide to Warranty Claims)

B & L Tools are manufactured from first class materials and then heat-treated to produce tools with optimum fatigue and wear resistance. When a tool has apparently failed to give satisfactory service life, a brief visual inspection can often give a quick indication of the cause.

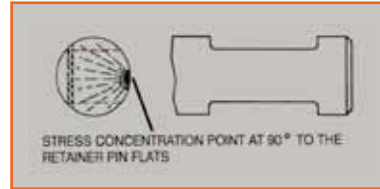
a. Typical fractures caused by excessive bending/leverage of the demolition tool. Warranty claims rejected.



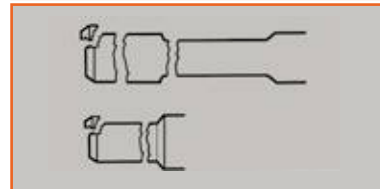
b. Typical of high stress fracture, usually caused by using the tool as an anchor to "pull" the machine. Warranty claims rejected.



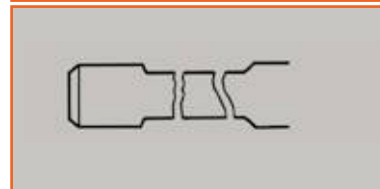
c. Typical fracture caused by levering tool while buried in the burden. Warranty claims rejected.




d. Typical fractures caused by blank firing and/or excessive chuck bush wear/damage. Warranty claims rejected.



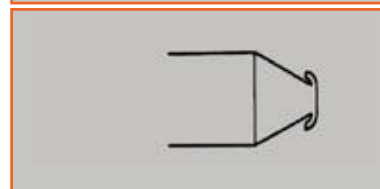
e. Typical fractures caused by blank firing and/or twisting of the tool due to worn/damaged retainer pin. Warranty claims rejected.



f. Typical fracture caused by lack of lubrication and/or chuck bush wear/damage. Warranty claims rejected.



g. Mushrooming: this is caused by driving the chisel or point into hard dense material for too long a period of time without penetration. This generates intense heat, softening the point and causing it to "mush-room". This is not a manufacturing fault. Warranty claims rejected.



h. Note fatigue lines originate from the internal point, not outer diameter. Very rare failure type due to steel defect. 100% warranty accepted.

