




Integral Drill Steels



	Bit Size		Length		Part Number	Weight	
	Inches	MM	Feet	MM		Pounds	Kilograms
7/8" x 4-1/4"							
Series 11	1.34	34	2' 7"	800	X40834	6.5	2.9
	1.30	33	5' 3"	1600	X41633	11.9	5.4
	1.25	32	7' 10"	2400	X42432	17.6	7.9
	1.22	31	10' 6"	3200	X43231	22.5	10.2
	1.18	30	13' 1"	4000	X44030	28.0	12.7
	1.14	29	15' 9"	4800	X44829	33.5	15.1
Series 12	1.57	40	2' 7"	800	X40840	6.5	2.9
	1.54	39	5' 3"	1600	X41639	11.9	5.4
	1.50	38	7' 10"	2400	X42438	17.6	7.9
	1.46	37	10' 6"	3200	X43237	22.5	10.2
	1.42	36	13' 1"	4000	X44036	28.0	12.7
	1.38	35	15' 9"	4800	X44835	33.5	15.1
Series 13	1.34	34	1' 4"	400	X40434	5.8	2.6
Series 16	1.38	35	2'	600	X40635	5.3	2.4
	1.34	34	4'	1200	X41234	9.3	4.2
	1.30	33	6'	1800	X41833	13.2	5.9
	1.25	32	8'	2400	X42432	17.6	7.9
Series 17	1.61	41	2'	600	X40641	5.3	2.4
	1.57	40	4'	1200	X41240	9.3	4.2
	1.54	39	6'	1800	X41839	13.2	5.9
	1.50	38	8'	2400	X42438	17.6	7.9
	1.46	37	10'	3048	X43037	22.0	9.9
1" x 4-1/4"							
	1.61	41	2'	600	X50641	6.8	3.0
	1.57	40	4'	1200	X51240	12.1	5.5
	1.54	39	6'	1800	X51839	17.4	7.8
	1.50	38	8'	2400	X52438	22.6	10.2
	1.75	45	2'	600	X50645	6.8	3.0
	1.73	44	4'	1200	X51244	12.1	5.5
	1.69	43	6'	1800	X51843	17.4	7.8
	1.65	42	8'	2400	X52442	22.6	10.2

Length is below collar.

Reaming Equipment



	Thread	Length		Part Number	Weight	
		Inches	MM		Pounds	Kilograms
Pilot Adaptors						
6.5° taper angle 	11 deg	4"	101.6	CP26T11	2.64	1.2
	12 deg	4"	101.6	CP26T12	2.64	1.2
6° taper angle	100R	10"	254	CP26R10	3.1	1.4
	112R	10"	254	CP26R28	3.5	1.6
	125R	10"	254	CP26R32	3.5	1.6
	T38	10"	254	CP26T38	3.5	1.6
12° taper angle	125R	9.4"	238.8	CP40R32	6.2	2.8
	T38	9.4"	238.8	CP40T38	6.2	2.8

	Diameter		Part Number	Weight		Inserts			Holes	
	Inches	MM		Pounds	Kilos	Gauge	Mid	Face	Top	Side
Reaming Bits										
6.5° taper angle * 	2-1/2"	63.5	S25PDP0	2.6	1.2	8-3/8"			2-3/8"	
	3"	76	S30PDP0	2.8	1.3	8-7/16"			4-3/8"	
	3-1/2"	89	S35PDP0	3.0	1.4	8-7/16"			4-3/8"	
* Fits both Reamer Rods and Taper Reamer Shells										
6° taper angle	2-1/2"	63.5	S25PAP0	2.6	1.2	8-7/16"			4-3/8"	
	3"	76	S30PAP0	3.7	1.7	8-7/16"			4-3/8"	
	3-1/2"	89	S35PAP0	4.3	2.0	8-7/16"			4-3/8"	
12° taper angle	3-1/2"	89	S35PBP0	3.0	1.4	8-7/16"			4-7/16"	
	4"	102	S40PBP0	5.3	2.4	8-1/2"			4-1/2"	
	5"	127	S50PBP0	8.4	3.8	8-5/8"			5-9/16"	

	Diameter		Part Number	Weight		Inserts			Holes	
	Inches	MM		Pounds	Kilos	Gauge	Mid	Face	Top	Side
Threaded Reaming Bits - 125R										
<i>125 Rope / R32 Thread</i>										
Mushroom 	3"	76	S3012G0	4.5	2.0	8-7/16"	5-7/16"	1-7/16"	2-5/16"	2-5/16"
	3-1/2"	89	S3512G0	5.7	2.6	8-1/2"	6-1/2"	1-1/2"	1-1/4"	2-1/4"
	4"	102	S4012G0	6.6	3.0	8-1/2"	6-1/2"	1-1/2"	1-1/4"	2-1/4"
Reaming 	1-3/4"	3"	76	S3012X0	7.0	3.2	8-7/16"	4-7/16"	2-3/8"	4-1/4"
	1-3/4"	3-1/2"	89	S3512X0	7.5	3.4	8-1/2"	4-1/2"	3-3/8"	4-5/16"
	1-9/16"	4"	102	S4012X0	8.0	3.6	8-1/2"	3-1/2"	4-3/8"	4-1/4"
Threaded Reaming Bits - T38										
<i>T38</i>										
Pilot Diameter in Orange	1-9/16"	4"	102	S4038X0	8.0	3.6	8-1/2"	3-1/2"	4-3/8"	4-1/4"
	1-7/8"	5"	127	S5038X0	10.8	4.9	8-9/16"	4-9/16"	4-3/8"	4-5/16"

Taper Drive Equipment

Rods

	Length		Taper		Weight	
	Feet	MM	11' Taper	12' Taper	Pounds	Kilograms
7/8" x 4-1/4"						
	2'	610	K102425	K102426	5.0	2.3
	2-1/2'	762	K103025	K103026	6.1	2.8
	3'	914	K103625	K103626	7.1	3.2
	3-1/2'	1067	K104225	K104226	8.1	3.7
	4'	1219	K104825	K104826	9.2	4.2
	4-1/2'	1372	K105425	K105426	10.2	4.6
	5'	1524	K106025	K106026	11.3	5.1
	5-1/2'	1676	K106625	K106626	12.3	5.6
	6'	1829	K107225	K107226	13.3	6.0
	6-1/2'	1981	K107825	K107826	14.4	6.5
	7'	2134	K108425	K108426	15.4	7.0
	7-1/2'	2286	K109025	K109026	16.4	7.4
	8'	2439	K109625	K109626	17.5	7.9
	8-1/2'	2591	K110225	K110226	18.5	8.4
	9'	2743	K110825	K110826	19.5	8.8
	9-1/2'	2896	K111425	K111426	20.6	9.3
	10'	3048	K112025	K112026	21.6	9.8
	10-1/2'	3200	K112625	K112626	22.6	10.3
	12'	3658	K114425	K114426	25.7	11.7
	13'	3962	K115625	K115626	27.8	12.6
	14'	4267	K116825	K116826	29.9	13.6
1" x 4-1/4"						
	2'	610	K202435	K202436	6.6	3.0
	4'	1219	K204835	K204836	12.0	5.4
	6'	1829	K207235	K207236	17.4	7.9
	8'	2438	K209635	K209636	22.8	10.3
	10'	3048	K212035	K212036	28.2	12.8
	12'	3658	K214435	K214436	33.6	15.2

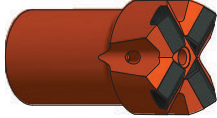


Length is below collar. Call your local warehouse for longer lengths

All taper steel is carburized.

E, H, and D thread shanked steel and Rock-Bits are available in the Brunner & Lay Paving Breaker Tool Catalog.

Taper Drive Equipment

Bits

	Diameter		Taper			Weight		
	Inches	MM	7/8" - 11"	7/8" - 12"	1" - 11"	Pounds	Kilograms	
Single Pass Taper Bits								
	1-1/8"	28.5	T0906L0			.35	.16	
	1-1/4"	32	T1001L0	T1004L0		.38	.17	
	1-3/8"	35	T1201L0	T1204L0	T1202L0	.42	.19	
	1-1/2"	38	T1501L0	T1504L0	T1502L0	.53	.24	
	1-5/8"	41	T1601L0		T1602L0	.55	.25	
	1-3/4"	45	T1701L0	T1704L0	T1702L0	.61	.28	
	2"	51	T2001L0		T2002L0	.75	.34	
Multi Pass Taper Bits								
	1-1/4"	32		T1004M0		.38	.17	
	1-3/8"	35		T1204M0		.42	.19	
	1-1/2"	38		T1504M0		.53	.24	
	1-5/8"	41		T1604M0		.55	.25	
	1-3/4"	45		T1704M0		.61	.28	
	2"	51		T2004M0		.75	.34	
Button Bits								
<i>Parabolic Carbide is standard.</i> 	1-1/4"	32	S03201MP	S03204MP		.39	.18	
		33	S03301MP	S03304MP		.40	.18	
		34	S03401MP	S03404MP		.42	.19	
	1-3/8"	35	S03501MP	S03504MP		.43	.20	
		36	S03601MP	S03604MP		.49	.22	
		1-1/2"	38	S03801MP	S03804MP		.54	.24
	1-5/8"	41	S04101MP	S04104MP		.56	.25	
	<i>Controlled diameter available upon request.</i>							

Tunneling & Drifting

100R / R25

Couplings

100 Rope

Thin Wall

100 Rope to 125 Rope



Diameter		Part Number	Weight	
Inches	MM		Pounds	Kilograms
1-1/2"	38	CC100R0	2.0	.91
1-3/8"	35	CC100R0T	1.35	.6
1-3/4"	45	CA10125	2.1	.91

Standard 4-Point Bits



Diameter		Part Number	Weight		Gauge	Inserts			Holes	
Inches	MM		Pounds	Kilos		Mid	Face	Top	Side	
1-3/8"	35	T1210M0	.7	.32						
1-1/2"	38	T1510M0	.9	.41						
1-5/8"	41	T1610M0	1.1	.50						
1-3/4"	45	T1710M0	1.2	.54						
1-7/8"	48	T1910M0	1.5	.68						
2"	51	T2010M0	1.7	.77						
2-1/4"	57	T2210M0	1.8	.90						

Button Bits

Modified Chisel



1-3/10"	33	S03310M	1.0	.45	5-9/32		2-1/4	1-5/32	2-3/16
1-3/8"	35	S1210M	1.1	.50	5-9mm		2-1/4	1-3/20	2-3/16
1-29/64"	37	S03710M	1.1	.50	5-9mm		2-7/25	1-3/20	2-3/16
1-1/2"	38	S1510M	1.1	.50	5-11/32		2-1/4	1-3/16	2-1/4
1-5/8"	41	S1610M	1.3	.59	5-9mm		2-5/16	1-1/4	1-1/4
1-3/4"	45	S1710M	1.5	.68	5-3/8		2-3/8	1-7/25	1-5/16
1-7/8"	48	S1910M	1.7	.77	5-7/16		2-3/8	1-1/4	2-7mm

Crown



1-1/2"	38	S1510C6	1.1	.50	6-5/16		2-1/4	1-3/16	2-3/16
1-5/8"	41	S1610C6	1.3	.59	6-5/16		2-1/4	1-1/4	2-1/4
1-3/4"	45	S1710C6	1.5	.68	6-5/16		2-5/16	1-1/4	2-3/16
1-7/8"	48	S1910C6	1.7	.77	6-3/8		2-5/16	1-5/16	2-1/4
2"	51	S2010C6	2.0	.91	6-3/8		3-5/16	1-5/16	3-1/4







Other and controlled diameters available upon request.

Button Bits are available with Standard, Parabolic, Ballistic, or Conical Carbide

Parabolic = P as the last digit Ballistic = B as the last digit Conical = C as the last digit

Tunneling & Drifting

100R / R25

	Length		Part Number	Weight	
	Feet	MM		Pounds	Kilograms
Shanked Rods					
7/8" x 4-1/4" 	1'	305	P02B100	3.5	1.6
	2'	610	K10242A	5.5	2.5
	3'	914	K10362A	7.6	3.4
	4'	1219	K10482A	9.7	4.4
	6'	1829	K10722A	13.8	6.3
	8'	2438	K10962A	17.9	8.1
	10'	3048	K11202A	22.1	10.0
1" X 4-1/4" 	1'	305	K20123A	3.9	1.8
	2'	610	K20243A	6.6	3.0
	3'	914	K20363A	9.3	4.2
	4'	1219	K20483A	12.0	5.4
	6'	1829	K20723A	17.4	7.9
	8'	2438	K20963A	22.8	10.3
	10'	3048	K21203A	28.2	12.8
Carbex Rods					
7/8" Hex 	2'	610	K1024AA	5.1	2.3
	4'	1219	K1048AA	9.2	4.2
	6'	1829	K1072AA	13.4	6.1
	8'	2438	K1096AA	17.5	8.0
	10'	3048	K1120AA	21.6	9.8
1" Hex 	4'	1219	K2048AA	11.8	5.4
	6'	1829	K2072AA	17.2	7.8
	8'	2438	K2096AA	22.6	10.3
	10'	3048	K2120AA	28.0	12.7
Drifter Rods					
125R to 100R 	6'4"	1930	K2076AC	17.5	8.0
	8'2"	2489	K2098AC	22.0	10.0
	9'2"	2794	K2110AC	24.5	11.1
	10' 1-1/2"	3073	K2121AC	27.7	12.6
	12' 1-1/2"	3683	K2145AC	33.1	15.0
Dual Drive Drifter Rods					
1" Hex 112R to 100RDD	6'9"	2057	K2081AO320	18.5	8.4
125R to 100RDD 	7'2"	2184	K2086AC330	20.3	9.2
	8'2"	2489	K2098AC314	23	10.4


Other lengths available upon request.

Tunneling & Drifting

112R / R28

Drifter Rods

125R to 112R (1-1/8" Hex)



Length		Part Number	Weight	
Feet	MM		Pounds	Kilograms
8' 1-1/2"	2476	K30970C	27.5	12.5
9' 1-1/2"	2794	K31100C	32.0	14.5
10' 1-1/2"	3073	K31210C	34.6	15.7
12' 1-1/2"	3683	K31450C	42.1	19.1
14' 1-1/2"	4293	K31690C	48.0	21.8

Dual Drive Drifter Rods


112R to 112RDD (1-1/8" Hex)



6' 9"	2057	K308100401	20.8	9.4
-------	------	------------	------	-----

Extension Rods

1-1/8" Hex



4'	1220	K304800	13.0	5.9
6'	1830	K307200	19.0	8.6
6' 9"	2057	K308100	20.7	9.4
8'	2440	K309600	25.0	11.3

Other lengths available upon request.

Tunneling & Drifting

125R / R32

	Length		Part Number	Weight	
	Feet	MM		Pounds	Kilograms
Shanked Rods					
1" X 4-1/4" 	2'	610	K20243C	7.1	3.2
	3'	914	K20363C	9.8	4.4
	4'	1219	K20483C	12.5	5.7
	6'	1829	K20723C	17.9	8.1
	8'	2438	K20963C	23.3	10.6
	10'	3048	K21203C	28.7	13.0
Carbex Rods					
1" Hex 	4'	1219	K2048CC	11.8	5.4
	6'	1829	K2072CC	17.2	7.8
	8'	2438	K2096CC	22.6	10.3
	10'	3048	K2120CC	28.0	12.7
Drifter Rods					
150R to 125R (1-1/4" Hex) 	10' 1-1/2"	3073	K4121CE	43.5	19.7
	12' 1-1/2"	3683	K4145CE	51.8	23.5
	14' 1-1/2"	4293	K4169CE	63.6	28.8
	16' 1-1/2"	4902	K4193CE	72.4	32.8
	18' 1-1/2"	5525	K4217CE	81.3	36.9
T38 to 125R (1-1/4" Hex) 	10' 1-1/2"	3073	K4121CQ	43.5	19.7
	12' 1-1/2"	3683	K4145CQ	51.8	23.5
	14' 1-1/2"	4293	K4169CQ	63.6	28.8
	16' 1-1/2"	4902	K4193CQS	72.4	32.8
	18' 1-1/2"	5525	K4217CQS	81.3	36.9
150R to 125 (1-3/8" Hex) 	12' 1-1/2"	3683	K8145CE	55.1	25.0
	14' 1-1/2"	4293	K8169CE	74.9	34.0
	16' 1-1/2"	4902	K8193CE	85.6	38.8
	18' 1-1/2"	5525	K8217CE	96.0	43.5
T38 to 125R (1-3/8" Hex) 	12' 1-1/2"	3683	K8145CQ	55.1	25.0
	14' 1-1/2"	4293	K8169CQ	74.9	34.0
	16' 1-1/2"	4902	K8193CQS	85.6	38.8
	18' 1-1/2"	5525	K8217CQS	96.0	43.5

Tunneling & Drifting

125R / R32

	Length		Part Number	Weight	
	Feet	MM		Pounds	Kilograms
Extension Rods					
Single Thread (1-1/4" Round)					
	4'	1220	J4048CC	15.0	6.8
	6'	1830	J4072CC	22.5	10.2
	8'	2440	J4096CC	30.0	13.6
	10'	3050	J4120CC	37.5	17.0
	12'	3660	J4144CC	45.0	20.4
	14'	4265	J4168CC	52.5	23.8
Multilife (1-1/4" Round)					
	10'	3050	J4120DD	37.5	17.0
	12'	3660	J4144DD	45.0	20.4
	14'	4265	J4168DD	52.5	23.8
Male/Female (1-1/4" Round)					
	4' 3"	1295	J4051C1	17.1	7.8
	5' 3"	1600	J4063C1	20.9	9.5
	6' 3"	1905	J4075C1	24.6	11.2
	8' 3"	2515	J4099C1	32.1	14.6
	10' 3"	3124	J4123C1	39.6	18.0
	12' 3"	3734	J4147C1	47.1	21.4
Flats available upon request.					
All Thread					
1-1/4" Round					
	10'	3050	J4120LL	30.6	13.9
	12'	3660	J4144LL	37.0	16.8

Tunneling & Drifting

125R / R32

Couplings

- 125 Rope
- Thin Wall
- 100 Rope to 125 Rope
- 125 Rope to 150 Rope
- 125 Rope to T38



Diameter		Part Number	Weight	
Inches	MM		Pounds	Kilograms
1-3/4"	45	CC125R0	2.0	.91
1-5/8"	41	CC125R0T	1.7	.77
1-3/4"	45	CA10125	2.1	.91
2-3/16"	56	CA12515	4.2	2.1
2-1/8"	54	CA12538	4.2	2.1

4-Point Bits



Diameter		Part Number	Weight		Inserts			Holes	
Inches	MM		Pounds	Kilos	Gauge	Mid	Face	Top	Side
1-5/8"	41	T1612M0	1.1	.50					
1-3/4"	45	T1712M0	1.2	.54					
1-7/8"	48	T1912M0	1.5	.68					
2"	51	T2012M0	1.7	.77					
2-1/4"	57	T2212M0	1.8	1.0					
2-1/2"	64	T2512M0	2.5	1.1					
3"	76	T3012M0	3.5	1.6					


Tunneling & Drifting

125R / R32

	Diameter		Part Number	Weight		Inserts			Holes		
	Inches	MM		Pounds	Kilos	Gauge	Mid	Face	Top	Side	
Button Bits											
Modified		1-5/8"	41	S1612M	1.3	.59	5-23/64		2-5/16	1-1/4	1-1/4
Chisel		1-3/4"	45	S1712M	1.5	.68	5-3/8		2-3/8	1-7/32	1-5/16
		1-7/8"	48	S1912M	1.7	.77	5-7/16		2-3/8	1-1/4	2-9/32
		2"	51	S2012M	2.0	.91	5-7/16		2-7/16	1-3/16	1-5/16
Crown		1-3/4"	45	S1712P0	1.5	.68	6-23/64		2-32/64	2-15/64	
		1-7/8"	48	S1912P0	1.7	.77	6-23/64		2-23/64	2-15/64	
		2"	51	S2012P0	2.0	.91	6-3/8		2-3/8	1-5/16	
		2-1/2"	64	S2512C6	4.0	1.8	6-3/8		3-3/8	2-5/16	
		3"	76	S3012CA	5.0	2.3	6-1/2"	3-7/16	3-3/8	1-1/4	3-5/16
Round		1-3/4"	45	S1712B0	1.5	.68	6-3/8		3-5/16	3-3/16	2-1/4
		1-3/4"	45	S1712F3	1.5	.68	6-3/8		3-5/16	3-3/16	3-7/32
		1-7/8"	48	S1912F3	1.7	.77	6-3/8		3-5/16	1-3/16	3-7/32
		2"	51	S2012F3	2.0	.91	6-3/8		6-23/64	3-3/16	3-7/32
		2-1/4"	57	S2212F3	2.5	1.0	4-7/16		3-3/8	3-3/16	3-7/32
Modified Round		2"	51	S2012CC	2.0	.91	6-3/8		3-23/64	2-9/32	1-5/16
		2-1/4"	57	S2212CC	2.2	1.0	6-10mm		3-.39	3-5/16	1-5/16
		2-1/2"	64	S2512CC	2.5	1.1	6-10mm		3-.39	3-5/16	1-5/16
Soft Rock		1-3/4"	45	S1712Q0	1.5	.68	6-9mm		3-5/16	3-7/32	
		1-7/8"	48	S1912Q0	1.75	.77	6-3/8		3-5/16	3-15/64	
		2-1/4"	57	S2212Q0	2.0	.91	6-3/8		3-3/8	3-15/64	
Retrac		2"	51	S2012FW*	2.0	.91	6-3/8		4-5/16	3-7mm	
		2-1/4"	57	S2212FW*	2.2	1.0	6-7/16		4-3/8	1-5/16	2-1/4

Tunneling & Drifting

R35

	Length		Part Number	Weight	
	Feet	MM		Pounds	Kilograms
Drifter Rods					
T38 to R35 (1-3/8" Hex)					
	16' 1-1/2"	4902	K8193NQ	85.6	38.8
	18' 1-1/2"	5525	K8217NQ	96.0	43.5

	Diameter		Part Number	Weight		Inserts			Holes	
	Inches	MM		Pounds	Kilos	Gauge	Mid	Face	Top	Side
Button Bits										
Modified Chisel										
	1-7/8"	48	S1937M	1.7	.77	5-7/16		2-3/8	1-1/4	2-7/25
Crown										
	2"	51	S2037P0	2.0	.91	6-3/8		2-3/8	2-15/32	
Drop Center										
	2-1/2"	64	S2537D0	2.5	1.1	6-7/16		3-3/8	3-15/32	

Button Bits are available with Standard, Parabolic, Ballistic, or Conical Carbide


Parabolic = P as the last digit Ballistic = B as the last digit Conical = C as the last digit

Extension Drilling


100R / R25

Carbex Rods

7/8" Hex



1" Hex



Length		Part Number	Weight	
Feet	MM		Pounds	Kilograms
2'	610	K1024AA	5.1	2.3
4'	1219	K1048AA	9.2	4.2
6'	1829	K1072AA	13.4	6.1
8'	2438	K1096AA	17.5	8.0
10'	3048	K1120AA	21.6	9.8
4'	1219	K2048AA	11.8	5.4
6'	1829	K2072AA	17.2	7.8
8'	2438	K2096AA	22.6	10.3
10'	3048	K2120AA	28.0	12.7

Other lengths available upon request.

Extension Drilling

100R / R25

Diameter		Part Number	Weight	
Inches	MM		Pounds	Kilograms
1-1/2"	38	CC100R0	2.0	.91
1-3/8"	35	CC100R0T	1.35	.6
1-3/4"	45	CA10125	2.1	.91

Couplings

100 Rope

Thin Wall



100 Rope to 125 Rope

Standard 4-Point Bits



Diameter		Part Number	Weight		Gauge	Inserts		Holes	
Inches	MM		Pounds	Kilos		Mid	Face	Top	Side
1-3/8"	35	T1210M0	.7	.32					
1-1/2"	38	T1510M0	.9	.41					
1-5/8"	41	T1610M0	1.1	.50					
1-3/4"	45	T1710M0	1.2	.54					
1-7/8"	48	T1910M0	1.5	.68					
2"	51	T2010M0	1.7	.77					
2-1/4"	57	T2210M0	1.8	.90					

Button Bits

Modified Chisel



1-3/10"	33	S03310M	1.0	.45	5-9/32		2-1/4	1-5/32	2-3/16
1-3/8"	35	S1210M	1.1	.50	5-9mm		2-1/4	1-3/20	2-3/16
1-29/64"	37	S03710M	1.1	.50	5-9mm		2-7/25	1-3/20	2-3/16
1-1/2"	38	S1510M	1.1	.50	5-11/32		2-1/4	1-3/16	2-1/4
1-5/8"	41	S1610M	1.3	.59	5-9mm		2-5/16	1-1/4	1-1/4
1-3/4"	45	S1710M	1.5	.68	5-3/8		2-3/8	1-7/25	1-5/16
1-7/8"	48	S1910M	1.7	.77	5-7/16		2-3/8	1-1/4	2-7mm

Crown



1-1/2"	38	S1510C6	1.1	.50	6-5/16		2-1/4	1-3/16	2-3/16
1-5/8"	41	S1610C6	1.3	.59	6-5/16		2-1/4	1-1/4	2-1/4
1-3/4"	45	S1710C6	1.5	.68	6-5/16		2-5/16	1-1/4	2-3/16
1-7/8"	48	S1910C6	1.7	.77	6-3/8		2-5/16	1-5/16	2-1/4
2"	51	S2010C6	2.0	.91	6-3/8		3-5/16	1-5/16	3-1/4

Other and controlled diameters available upon request.

Button Bits are available with Standard, Parabolic, Ballistic, or Conical Carbide

Parabolic = P as the last digit Ballistic = B as the last digit Conical = C as the last digit


Extension Drilling

125R / R32

	Length		Part Number	Weight	
	Feet	MM		Pounds	Kilograms
Extension Rods					
Single Thread (1-1/4" Round) 	4'	1220	J4048CC	15.0	6.8
	6'	1830	J4072CC	22.5	10.2
	8'	2440	J4096CC	30.0	13.6
	10'	3050	J4120CC	37.5	17.0
	12'	3660	J4144CC	45.0	20.4
	14'	4265	J4168CC	52.5	23.8
	Multilife (1-1/4" Round) 	10'	3050	J4120DD	37.5
12'		3660	J4144DD	45.0	20.4
14'		4265	J4168DD	52.5	23.8
Male/Female (1-1/4" Round)  <small>Flats available upon request.</small>	4' 3"	1295	J4051C1	17.1	7.8
	5' 3"	1600	J4063C1	20.9	9.5
	6' 3"	1905	J4075C1	24.6	11.2
	8' 3"	2515	J4099C1	32.1	14.6
	10' 3"	3124	J4123C1	39.6	18.0
	12' 3"	3734	J4147C1	47.1	21.4
	All Thread				
1-1/4" Round 	10'	3050	J4120LL	30.6	13.9
	12'	3660	J4144LL	37.0	16.8

125R / R32

	Diameter		Part Number	Weight	
	Inches	MM		Pounds	Kilograms
Couplings					
125 Rope	1-3/4"	45	CC125R0	2.0	.91
Thin Wall	1-5/8"	41	CC125R0T	1.7	.77
100 Rope to 125 Rope	1-3/4"	45	CA10125	2.1	.91
125 Rope to 150 Rope	2-3/16"	56	CA12515	4.2	2.1
125 Rope to T38	2-1/8"	54	CA12538	4.2	2.1



Extension Drilling

125R / R32

4-Point Bits



Diameter		Part Number	Weight		Inserts			Holes	
Inches	MM		Pounds	Kilos	Gauge	Mid	Face	Top	Side
1-5/8"	41	T1612M0	1.1	.50					
1-3/4"	45	T1712M0	1.2	.54					
1-7/8"	48	T1912M0	1.5	.68					
2"	51	T2012M0	1.7	.77					
2-1/4"	57	T2212M0	1.8	1.0					
2-1/2"	64	T2512M0	2.5	1.1					
3"	76	T3012M0	3.5	1.6					

Button Bits

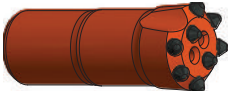
Modified

Chisel



Diameter		Part Number	Weight		Inserts			Holes	
Inches	MM		Pounds	Kilos	Gauge	Mid	Face	Top	Side
1-5/8"	41	S1612M	1.3	.59	5-23/64		2-5/16	1-1/4	1-1/4
1-3/4"	45	S1712M	1.5	.68	5-3/8		2-3/8	1-7/32	1-5/16
1-7/8"	48	S1912M	1.7	.77	5-7/16		2-3/8	1-1/4	2-9/32
2"	51	S2012M	2.0	.91	5-7/16		2-7/16	1-3/16	1-5/16
1-3/4"	45	S1712P0	1.5	.68	6-23/64		2-32/64	2-15/64	
1-7/8"	48	S1912P0	1.7	.77	6-23/64		2-23/64	2-15/64	
2"	51	S2012P0	2.0	.91	6-3/8		2-3/8	1-5/16	
2-1/2"	64	S2512C6	4.0	1.8	6-3/8		3-3/8	2-5/16	
3"	76	S3012CA	5.0	2.3	6-1/2"	3-7/16	3-3/8	1-1/4	3-5/16
1-3/4"	45	S1712B0	1.5	.68	6-3/8		3-5/16	3-3/16	2-1/4
1-3/4"	45	S1712F3	1.5	.68	6-3/8		3-5/16	3-3/16	3-7/32
1-7/8"	48	S1912F3	1.7	.77	6-3/8		3-5/16	1-3/16	3-7/32
2"	51	S2012F3	2.0	.91	6-3/8		6-23/64	3-3/16	3-7/32
2-1/4"	57	S2212F3	2.5	1.0	4-7/16		3-3/8	3-3/16	3-7/32
2"	51	S2012CC	2.0	.91	6-3/8		3-23/64	2-9/32	1-5/16
2-1/4"	57	S2212CC	2.2	1.0	6-10mm		3-.39	3-5/16	1-5/16
2-1/2"	64	S2512CC	2.5	1.1	6-10mm		3-.39	3-5/16	1-5/16
1-3/4"	45	S1712Q0	1.5	.68	6-9mm		3-5/16	3-7/32	
1-7/8"	48	S1912Q0	1.75	.77	6-3/8		3-5/16	3-15/64	
2-1/4"	57	S2212Q0	2.0	.91	6-3/8		3-3/8	3-15/64	
2"	51	S2012FW*	2.0	.91	6-3/8		4-5/16	3-7mm	
2-1/4"	57	S2212FW*	2.2	1.0	6-7/16		4-3/8	1-5/16	2-1/4

Crown



Round

B0 see p.7




Modified


Round



Soft Rock



Retrac




Button Bits are available with Standard, Parabolic, Ballistic, or Conical Carbide

Parabolic = P as the last digit Ballistic = B as the last digit Conical = C as the last digit

Extension Drilling





150R / R38

	Length		Part Number	Weight	
	Feet	MM		Pounds	Kilograms
Extension Rods					
Single Thread (1-1/2" Round) 	10'	3050	J5120EE	52.4	23.9
	12'	3660	J5144EE	62.8	28.7
	14'	4266	J5168EE	73.3	33.5
Multilife (1-1/2" Round) 	10'	3050	J5120FF	52.4	23.9
	12'	3660	J5144FF	62.8	28.7
	14'	4266	J5168FF	73.3	33.5
All Thread (1-1/2" Round) 	10'	3050	J5120HH	52.4	23.9
	12'	3660	J5144HH	62.8	28.7
	14'	4266	J5168HH	73.3	33.5

	Diameter		Part Number	Weight	
	Inches	MM		Pounds	Kilograms
Couplings					
150 Rope Thin Wall 	2-1/8"	54	CC150R0	3.5	1.6
	1-15/16"	49	CC150R0T	2.5	1.1
125 Rope to 150 Rope	2-3/16"	56	CA12515	4.2	2.1
150 Rope to T38	2-1/8"	54	CA15038	3.7	1.7

Extension Drilling

150R / R38

	Diameter		Part Number	Weight		Inserts			Holes	
	Inches	MM		Pounds	Kilos	Gauge	Mid	Face	Top	Side
X-Design Bits										
	2-1/2"	64	T2515X0	3.6	1.6					
	2-3/4"	70	T2715X0	4.2	1.9					
	3"	76	T3015X0	4.8	2.2					
	3-1/2"	89	T3515X0	6.5	2.9					
	4"	102	T4015X0	8.7	3.9					
Button Bits										
Crown										
	2-1/2"	64	S2515C0	3.7	1.7	6-7/16	3-3/8	3-5/16	1-3/8	3-3/8
	2-3/4"	70	S2715C0	4.3	1.9	6-7/16	3-3/8	3-5/16	1-3/8	3-3/8
	3"	76	S3015H0	4.7	2.1	6-1/2	3-1/2	2-1/2	1-7/16	2-3/8
	3-1/2"	89	S3515H0	5.2	2.4	6-1/2	3-1/2	2-1/2	1-1/2	1-1/2
	4"	102	S4015H0	8.4	3.8	7-9/16	4-1/2	3-1/2	1-1/2	1-1/2
Drop Center										
	2-1/2"	64	S2515D0	3.7	1.7	6-7/16	3-3/8	1-5/16	3-5/16	
	2-3/4"	70	S2715D0	4.3	1.9	6-7/16	3-3/8	2-5/16	3-3/8	
	3"	76	S3015D0	4.7	2.1	6-7/16	3-7/16	1-7/16	1-23/64	
	3-1/2"	89	S3515D0	5.2	2.4	6-1/2	3-1/2	2-7/16	3-3/8	
	4"	102	S4015D0	8.4	3.8	8-9/16	4-1/2	2-3/8	4-3/8	
Flat Face										
	2-1/2"	64	S2515F0	3.7	1.7	6-7/16	4-3/8		2-3/8	
	2-3/4"	70	S2715F0	4.3	1.9	6-7/16	5-3/8		2-7/16	
	3"	76	S3015FA	4.7	2.1	8-7/16	5-7/16		2-3/8	2-3/8
	3-1/2"	89	S3515FA	5.2	2.4	8-1/2	5-1/2		2-7/16	
	4"	102	S4015FA	8.4	3.8	8-9/16	6-1/2		2-7/16	

Button Bits are available with Standard, Parabolic, Ballistic, or Conical Carbide

Parabolic = P as the last digit Ballistic = B as the last digit Conical = C as the last digit

Extension Drilling

T38

	Length		Part Number	Weight	
	Feet	MM		Pounds	Kilograms
Carbex Rods					
1-1/4" Hex					
	10'	3050	K4120QQ	45.6	20.7
	12'	3660	K4144QQ	54.4	24.7
	14'	4265	K4168QQ	59.8	27.1
Extension Rods					
Single Thread (1-1/2" Round)					
	6'	1830	H5072RR	31.4	17.8
	8'	2440	H5096RR	41.9	19.0
	10'	3050	H5120RR	52.4	23.7
	12'	3660	H5144RR	62.8	28.4
	14'	4265	H5168RR	73.3	33.2
	16'	4875	H5192RR	83.8	38.0
	18'	5485	H5216RR	94.3	42.8
Tandem (1-1/2" Round)					
	10'	3050	H5120SS	52.4	23.7
	12'	3660	H5144SS	62.8	28.4
	14'	4265	H5168SS	73.3	33.2
	16'	4875	H5192SS	83.8	38.0
All Thread (1-1/2" Round)					
	10'	3050	J5120GG	45.6	21.4
	12'	3660	J5144GG	56.6	25.6
	14'	4270	J5168GG	66.0	29.9
Male/Female (1-1/2" Round)					
	4' 4"	1320	J5052RQ	24.9	11.2
	5' 4"	1626	J5064RQ	30.2	13.6
	6' 4"	1930	J5076RQ	35.4	16.0
	10' 4"	3150	J5124RQ	56.4	25.5
	12' 4"	3760	J5148RQ	66.9	30.3
Guide Tube					
	4'	1220	J55052RQ	35.3	16.0
	5'	1525	J55064RQ	44.1	20.0
	6'	1830	J55076RQ	52.9	24.0
	8'	2440	J55100RQ	70.5	32.0
	10'	3050	J55124RQ	88.2	40.0
	12'	3660	J55148RQ	105.8	48.0

Flats available upon request.

Couplings






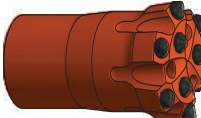
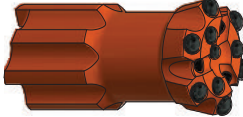
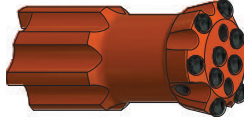
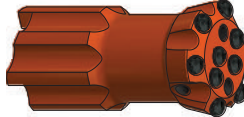
- T38
- 125 Rope to T38
- 150 Rope to T38
- T38 to T45



Diameter		Part Number	Weight	
Inches	MM		Pounds	Kilograms
2-1/8"	54	CCT3800	3.9	1.8
2-1/8"	54	CA12538	5.1	2.4
2-1/8"	54	CA15038	3.7	1.7
2-1/2"	64	CA38045	7.0	3.1

Extension Drilling

T38

	Diameter		Part Number	Weight		Inserts			Holes	
	Inches	MM		Pounds	Kilos	Gauge	Mid	Face	Top	Side
X-Design Bits										
	2-1/2"	64	T2538X0	3.6	1.6					
	2-3/4"	70	T2738X0	4.2	1.9					
	3"	76	T3038X0	4.8	2.2					
	3-1/2"	89	T3538X0	6.5	2.9					
	4"	102	T4038X0	8.7	3.9					
Button Bits										
Crown										
	2-1/2"	64	S2538C0	3.7	1.7	6-7/16	3-3/8	3-5/16	1-3/8	3-3/8
	2-3/4"	70	S2738C0	4.3	1.9	6-7/16	3-3/8	3-5/16	1-3/8	3-3/8
	3"	76	S3038H0	4.7	2.1	6-1/2	3-1/2	2-1/2	1-7/16	2-3/8
	3-1/2"	89	S3538H0	5.2	2.4	6-1/2	3-1/2	2-1/2	1-1/2	1-1/2
	4"	102	S4038H0	8.4	3.8	7-5/8	4-1/2	3-1/2	1-1/2	1-1/2
Drop Center										
	2-1/2"	64	S2538D0	3.7	1.7	6-7/16	3-3/8	1-5/16	3-5/16	
	2-3/4"	70	S2738D0	4.3	1.9	6-7/16	3-3/8	2-5/16	3-3/8	
	3"	76	S3038D0	4.7	2.1	6-7/16	3-7/16	1-7/16	3-23/64	
	3-1/2"	89	S3538D0	5.2	2.4	6-1/2	3-1/2	2-7/16	3-3/8	
	4"	102	S4038D0	8.4	3.8	8-9/16	4-1/2	2-3/8	4-3/8	
Flat Face (HI-Duty)										
	2-1/2"	64	S2538F0	3.7	1.7	6-7/16	4-3/8		2-3/8	
	2-3/4"	70	S2738F0	4.3	1.9	6-7/16	5-3/8		2-7/16	
	3"	76	S3038FA	4.7	2.1	8-7/16	5-7/16		1-3/8	2-3/8
	3-1/2"	89	S3538FA	5.2	2.4	8-1/2	5-1/2		2-7/16	
	4"	102	S4038FA	8.4	3.8	8-9/16	6-1/2		2-7/16	
Flat Face										
	3"	76	S3038F4	4.7	2.1	8-7/16	6-3/8		2-3/8	
	3-1/2"	89	S3538F4	5.2	2.4	8-1/2	6-7/16		2-1/2	2-3/8
Soft Rock										
	2-1/4"	57	S2238QOC	2.2	1.0	6-3/8	3-3/8		3-5/16	
	2-1/2"	64	S2538QOC	3.7	1.7	6-7/16	3-7/16		3-11/32	
Retrac										
	2-1/2"	64	S2538DW*	5.0	2.3	6-7/16	4-7/16		2-1/4	1-3/8
	2-3/4"	70	S2738DW*	5.8	2.6	6-7/16	3-3/8	2-5-16	3-3/8	
	3"	76	S3038DW*	6.6	3.0	6-7/16	3-7/16	2-9mm	3-3/8	
	3-1/2"	89	S3538DW*	11.0	5.0	8-1/2	4-7/16	3-3/8	4-3/8	
Drop Center										
	4"	102	S4038DW*	14.6	6.6	8-9/16	4-1/2	1-7/16	4-3/8	
	Flat Face									
	2-1/2"	64	S2538FW*	5.0	2.3	6-7/16	4-7/16		2-1/4	1-3/8
	3"	76	S3038FW*	6.6	3.0	8-7/16	4-7/16		2-1/2	2-1/4
	3-1/2"	89	S3538FW*	11.0	5.0	8-1/2	6-7/16		2-1/2	2-3/8
	4"	102	S4038FW*	14.6	6.6	8-1/2	7-1/2		2-7/16	2-3/8

Button Bits are available with Standard, Parabolic, Ballistic, or Conical Carbide
 Parabolic = P as the last digit Ballistic = B as the last digit Conical = C as the last digit

Extension Drilling

T45

	Length		Part Number	Weight	
	Feet	MM		Pounds	Kilograms
Carbex Rods					
1-1/2" Hex					
	10'	3050	K5120TT	59.3	26.9
	12'	3660	K5144TT	70.8	32.1
	14'	4265	K5168TT	82.2	37.3
Extension Rods					
Single Thread (1-3/4" Round)					
	10'	3050	H6120TT	71.1	32.3
	12'	3660	H6144TT	85.3	38.7
	14'	4265	H6168TT	99.5	45.1
	20'	6095	H6240TT	142.2	64.5
Tandem (1-3/4" Round)					
	10'	3050	H6120YY	71.1	32.3
	12'	3660	H6144YY	85.3	38.7
	14'	4265	H6168YY	99.5	45.1
	20'	6095	H6240YY	142.2	64.5
All Thread (1-3/4" Round)					
	10'	3050	J6120XX	64.5	29.3
	12'	3660	J6144XX	77.4	35.1
	14'	4270	J6168XX	90.3	41.0
Male/Female (1-3/4" Round)					
	6' 4"	1930	J6076T2	51.0	23.1
	8' 4"	2540	J6100T2	65.2	29.6
	10' 4"	3150	J6124T2	79.4	36.0
	12' 4"	3760	J6148T2	93.6	42.5
	14' 4"	4370	J6172T2	108.8	49.4
	20' 4"	6198	J6244T2	150.5	68.3
Guide Tube					
	4'	1220	J64052T2	43.2	19.6
	5'	1525	J64066T2	51.4	23.3
	6'	1830	J64076T2	61.7	28.0
	12'	3660	J64148T2	123.5	56.0

Flats available upon request.

	Diameter		Part Number	Weight	
	Inches	MM		Pounds	Kilograms
Couplings					
T45					
	2-1/2"	64	CCT4500	6.0	2.7
T38 to T45					
	2-1/2"	64	CA38045	7.0	3.1
T45 to T51					
	3"	76	CA45051	6.4	2.9



Extension Drilling

T45




	Diameter		Part Number	Weight		Inserts			Holes	
	Inches	MM		Pounds	Kilos	Gauge	Mid	Center	Top	Side
X-Design Bits										
	3"	76	T3045X0	5.2	2.3					
	3-1/2"	89	T3545X0	6.8	3.1					
	4"	102	T4045X0	11.7	5.4					
Button Bits										
Crown 	3"	76	S3045H0	5.1	2.3	6-1/2	3-1/2	2-1/2	1-7/16	2-3/8
	3-1/2"	89	S3545H0	6.7	3.0	6-1/2	3-1/2	2-1/2	2-1/2	
	4"	102	S4045H0	12.3	5.6	7-5/8	6-1/2	3-1/2	2-1/2	
	4-1/2"	115	S4545H0	14.4	6.5	7-5/8	4-9/16	3-9/16	2-9/16	
Drop Center 	3"	76	S3045D0	5.1	2.3	6-7/16	3-7/16	1-7/16	3-3/8	
	3-1/2"	89	S3545D0	6.7	3.0	6-1/2	3-1/2	2-7/16	3-3/8	
	4"	102	S4045D0	12.3	5.6	8-9/16	4-1/2	1-7/16	3-3/16	
	4-1/2"	115	S4545D0	14.4	6.5	9-9/16	3-9/16	2-1/2	3-1/2	
Flat Face (HI-Duty) 	3"	76	S3045FA	5.1	2.3	8-7/16	6-3/8		2-7/16	2-7/16
	3-1/2"	89	S3545FA	6.7	3.0	8-1/2	5-1/2		2-1/2	
	4"	102	S4045FA	12.3	5.6	8-9/16	6-1/2		2-9/16	
	4-1/2"	115	S4545FA	14.4	6.5	8-9/16	6-9/16		2-5/8	
Flat Face 	3"	76	S3045F4	5.1	2.3	8-7/16	6-3/8		2-7/16	
	3-1/2"	89	S3545F4	6.7	3.0	8-7/16	6-3/8		2-7/16	2-3/8
Retrac 	3"	76	S3045DW*	6.6	3.0	6-7/16	3-7/16	2-5/16	3-3/8	
	3-1/2"	89	S3545DW*	11.0	5.0	8-1/2	4-7/16	1-3/8	4-7/16	
	4"	102	S4045DW*	14.6	6.6	8-9/16	1-7/16	4-1/2	4-7/16	
Drop Center 	3"	76	S3045FW*	6.6	3.0	8-7/16	4-7/16		2-1/2	2-1/4
	3-1/2"	89	S3545FW*	11.0	5.0	8-1/2	6-7/16		2-1/2	2-3/8
Flat Face	4"	102	S4045FW*	14.6	6.6	8-1/2	7-1/2		2-7/16	2-3/8
	4-1/2"	115	S4545FW*	16.4	7.4	8-9/16	7-9/16		2-9/16	


Button Bits are available with Standard, Parabolic, Ballistic, or Conical Carbide

Parabolic = P as the last digit Ballistic = B as the last digit Conical = C as the last digit

Extension Drilling








T51

	Length		Part Number	Weight	
	Feet	MM		Pounds	Kilograms
Extension Rods					
Single Thread (2" Round)					
	12'	3660	H7144ZZ	112.8	51.2
	14'	4265	H7168ZZ	131.6	59.7
	20'	6095	H7240ZZ	188.0	85.3
	24'	7315	H7288ZZ	225.6	102.3
Male/Female (2" Round)					
	12' 4"	3760	J7148Z3	125.3	56.8
	14' 4"	4370	J7172Z3	145.0	65.8
	20' 4"	6198	J7244Z3	200.5	90.9
Flats available upon request.					
Guide Tube					
	3'	915	J76040Z3	35.3	16.0
	6'	1830	J76076Z3	68.3	31.0
	12'	3660	J76148Z3	127.9	58.0
	6'	1830	J87078Z3	101.4	46.0
	12'	3660	J87148Z3	196.2	89.0

	Diameter		Part Number	Weight	
	Inches	MM		Pounds	Kilograms
Couplings					
T51	3"	76	CCT5100	10.5	4.7
Thin Wall	2-13/16"	71.4	CCT5100T	8.5	3.9
T51 with flats	3"	76	CCT5100F	10.5	4.7
					
T45 to T51	3"	76	CA45051	6.4	2.9

Extension Drilling

T51




	Diameter		Part Number	Weight		Inserts			Holes	
	Inches	MM		Pounds	Kilos	Gauge	Mid	Center	Top	Side
Button Bits										
Crown 	3-1/2"	89	S3551H0	8.4	3.8	2-1/2	3-1/2	6-9/16	2-1/2	2-3/8
	4"	102	S4051H0	10.5	4.8	7-9/16	4-1/2	3-1/2	2-9/16	2-3/8
	4-1/2"	115	S4551H0	13.6	6.2	7-5/8	4-9/16	3-9/16	2-5/8	
	5"	127	S5051H0	15.4	7.0	8-5/8	5-9/16	4-9/16	2-5/8	
Drop Center 	3-1/2"	89	S3551D0	8.4	3.8	6-9/16	3-1/2	2-3/8	3-1/2	
	4"	102	S4051D0	10.5	4.8	8-9/16	4-1/2	1-7/16	4-7/16	
	4-1/2"	115	S4551D0	13.6	6.2	8-9/16	4-9/16	2-1/2	3-1/2	
	5"	127	S5051D0	15.4	7.0	8-5/8	4-9/16	2-7/16	4-7/16	
	5-1/2"	140	S5551D0	17.2	7.8	8-5/8	4-9/16	2-1/2	2-9/16	
Flat Face (HI-Duty) 	3-1/2"	89	S3551FA	8.4	3.8	6-9/16	6-1/2		2-1/2	2-3/8
	4"	102	S4051FA	10.5	4.8	8-9/16	6-1/2		2-9/16	
	4-1/2"	115	S4551FA	13.6	6.2	8-9/16	6-9/16		2-5/8	
	5"	127	S5051FA	15.4	7.0	8-5/8	7-9/16		2-5/8	
Flat Face 	3-1/2"	89	S3551F4	10.5	4.8	8/1/2	6-7/16		2-1/2	2-3/8
Retrac 	3-1/2"	89	S3551DW*	10.5	4.8	8-1/2	4-7/16	1-3/8	4-7/16	
	4"	102	S4051DW*	14.6	6.6	8-9/16	4-1/2	1-7/16	4-7/16	
	4-1/2"	115	S4551DW*	16.4	7.4	8-9/16	4-9/16	2-7/16	4-7/16	
	5"	127	S5051DW*	18.2	8.2	8-9/16	4-9/16	2-1/2	4-1/2	
	5-1/2"	140	S5551DW*	20.0	9.0	8-9/16	4-9/16	2-1/2	4-1/2	
Drop Center 	3-1/2"	89	S3551FW*	10.5	4.8	8-1/2	6-7/16		2-1/2	2-3/8
	4"	102	S4051FW*	14.6	6.6	8-1/2	7-1/2		2-7/16	2-3/8
	4-1/2"	115	S4551FW*	16.4	7.4	8-9/16	7-9/16		2-9/16	2-3/8
Flat Face 	5"	127	S5051FW*	18.2	8.2	8-9/16	7-9/16		2-9/16	3-5/16

Button Bits are available with Standard, Parabolic, Ballistic, or Conical Carbide

Parabolic = P as the last digit Ballistic = B as the last digit Conical = C as the last digit

Extension Drilling

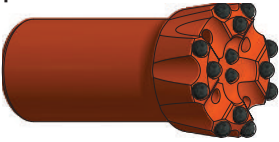

B60

		Length		Part Number	Weight	
		Feet	MM		Pounds	Kilograms
Extension Rods						
Pilot Tube (3-7/16" / 87MM Round)						
		12'	3660	J87150PT4	112.8	51.2
		14'	4265	J87174PT4	131.6	59.7
		20'	6095	J87246PT4	187	86
Drill Tube (3-7/16" / 87MM Round)						
		12'	3660	J87150P4	112.8	51.2
		14'	4265	J87174P4	131.6	59.7
		20'	6095	J82746P4	187	86
Male/Female (2-3/8" Round)						
		12' 6"	3810	J9150P4F	229	104
		14' 6"	4420	J9174P4F	246	112
		20' 6"	6248	J9246P4F	268	121.5

Minimum order quantities may apply.

Extension Drilling

B60

	Diameter		Part Number	Weight		Inserts			Holes	
	Inches	MM		Pounds	Kilos	Gauge	Mid	Center	Top	Side
Button Bits										
Drop Center 	4"	102	S4060D0	10.5	4.8	8-7/16	4-1/2	2-7/16	4-7/16	
	4-1/2"	115	S4560D0	13.6	6.2	8-7/16	4-1/2	2-7/16	4-7/16	
	5"	127	S5060D0	15.4	7.0	8-7/16	4-1/2	2-7/16	4-7/16	
	5-1/2"	140	S5560D0	26.6	12.1	8-5/8	4-5/8	3-1/2	4-9/16	
	6"	152	S6060D0	30.4	13.8	8-5/8	4-5/8	3-1/2	4-9/16	
Flat Face 	4"	102	S4060FA	10.5	4.8	8-1/2	6-1/2	1-1/2	2-7/16	
	4-1/2"	115	S4560FA	13.6	6.2	8-7/16	6-9/16	1-9/16	2-1/2	
	5"	127	S5060FA	15.4	7.0	8-5/8	6-5/8	1-5/8	2-1/2	
	5-1/2"	140	S5560FA	26.6	12.1	8-5/8	6-5/8	1-5/8	2-9/16	
	6"	152	S6060FA	30.4	13.8	8-5/8	8-5/8	1-5/8	2-9/16	
Retrac 	4"	102	S4060DW*	14.6	6.6	8-9/16	4-9/16	3-1/2	4-7/16	
	4-1/2"	115	S4560DW*	16.4	7.4	8-9/16	4-9/16	3-1/2	4-7/16	
	5"	127	S5060DW*	18.2	8.2	8-9/16	4-9/16	3-1/2	4-7/16	
	5-1/2"	140	S5560DW*	35.4	16.1	8-5/8	4-5/8	3-1/2	4-1/2	
	6"	152	S6060DW*	41.6	18.9	8-5/8	4-5/8	3-1/2	4-9/16	
Drop Center 	4"	102	S4060FW*	14.6	6.6	8-1/2	6-1/2	1-1/2	2-7/16	
	4-1/2"	115	S4560FW*	16.4	7.4	8-9/16	6-9/16	1-9/16	2-1/2	
	5"	127	S5060FW*	18.2	8.2	8-5/8	6-5/8	1-5/8	2-1/2	
	5-1/2"	140	S5560FW*	35.4	16.1	8-5/8	8-5/8	1-5/8	2-9/16	
	6"	152	S6060FW*	41.6	18.9	8-5/8	8-5/8	1-5/8	2-9/16	
Flat Face										

Button Bits are available with Standard, Parabolic, Ballistic, or Conical Carbide


Parabolic = P as the last digit Ballistic = B as the last digit Conical = C as the last digit

Supplemental Equipment

Thread		Part Number	Weight	
Male	Female		Pounds	Kilograms
125R	T38	CB12538	.68	1.5
T38	T45	CB38450	1.14	2.5
T45	T51	CB45510	1.36	3.0

Bit Adaptors

Female / Male



Thread		Part Number	Weight	
	Female		Pounds	Kilograms
	125R	CHT1250	1.36	3.0
	T38	CHT3800	1.82	4.0
	T45	CHT4500	2.04	4.5
	T51	CHT5100	2.50	5.5
	B60	CHT6000	2.95	6.5

Hole Savers - Bell Type



Thread		Part Number	Weight	
Male			Pounds	Kilograms
125R		CVT1250	.91	2.0
T38		CVT3800	1.36	3.0
T45		CVT4500	1.59	3.5
T51		CVT5100	1.82	4.0

Hole Savers - Spear Type

